



INNOVATION

Design Innovation

Research Innovation



HOSPITAL BEDS & DME - 2024

Manufacturing Innovation

Maintenance Innovation

Service Innovation



PCI medical, as a pioneer in the field of medical furniture, always choose branded suppliers strictly to ensure the safety and reliability of raw material. PCI adopt robot welding, automatic epoxy coating, efficient assembly line, dedicated operator, rigorous quality control, only to guarantee PCI's commitment on quality.

PCI medical have more than 50 engineers, and qualified service term that composed of professional subcontractors, trained technicians, and after-sale staff. They are experienced and have excellent skills , not only to respond each service request on time, but also precaution every detail in equipment operation . always focus on products safely.

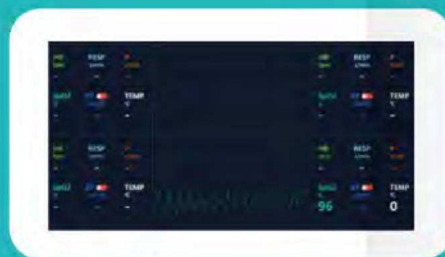
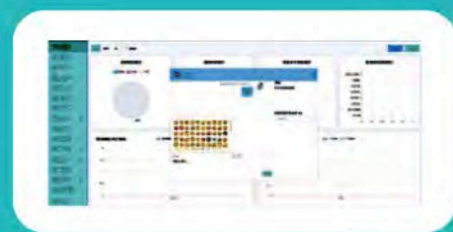
PRIME CARE has thorough service architecture: 7days x 24hours online customer call center, complete spare parts warehouse, advanced CRM system, precautionary service, etc. No matter where customer is, PCI service will be always close at hand.





Doctor-patient communication system

Rehabilitation guidance, follow-up, tracking, reminders, allowing patients to communicate with doctors through text, voice, and video anytime, anywhere, creating a mobile medical platform for m-depth doctor-patient communication,



Real-time vital sign monitoring

Monitor heart rate, blood pressure, blood oxygen, respiration, temperature, pulse, etc.



Remote Monitoring System

Real-time video monitoring and audio-video conversation.

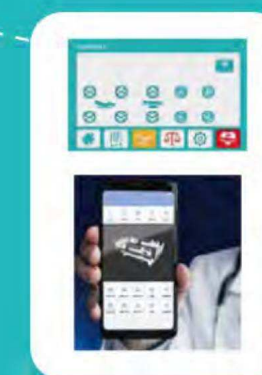
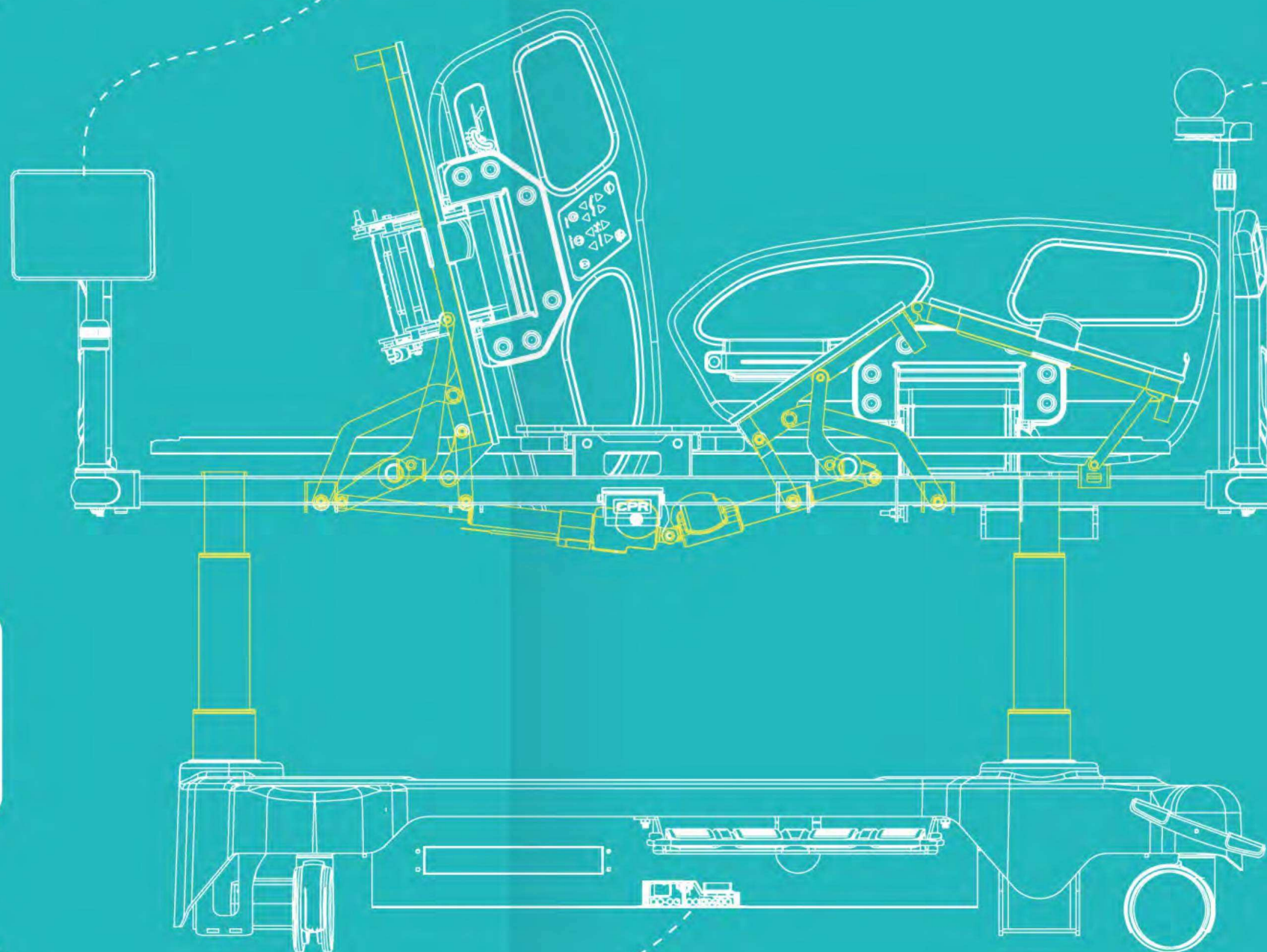


Bed System
Vital Sign Monitoring
Patient 360 Monitoring
Infusion Monitoring
Bed Monitoring
Video Monitoring



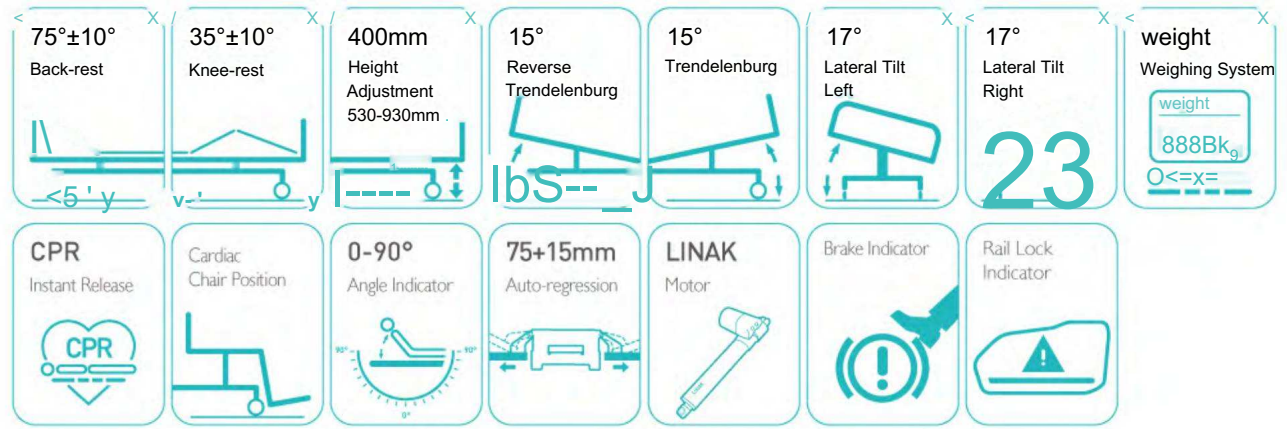
Equipped with Smart Hospital Bed System

Clinical data collection, screening, integration. Generate medical big data to assist decision-making.



Control system

10-Inch LCD display



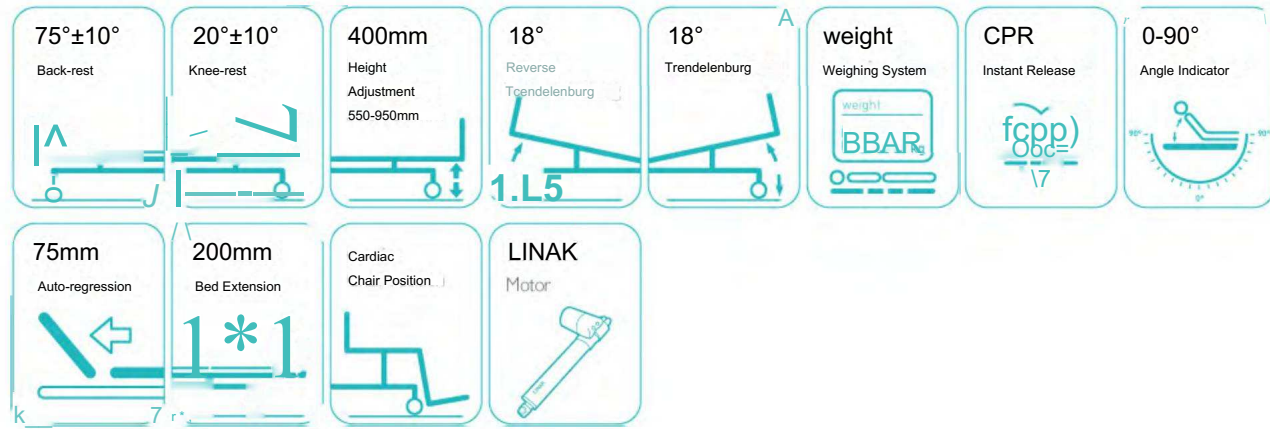
Th.:
ICU Smart Bed
SKD-C

Technical Parameters

External Length	2127mm
External Width	1070mm
Bed Height Min.	530mm
Bed Height Max.	930mm
Mattress Platform	1925 x900mm
Safe Working Load	250kg

Technical Configuration

<input checked="" type="checkbox"/> VJ LINAK Motor	2pcs
B/I Telescopic Column Motor	3pcs
V 6" Double Side Secure® Castors. Central Locking	4pcs
Cj ABS Side Rail with Integrated LCD Control Panel	1 set
Bj ABS Bed Ends with Safe Lock	1 set
<input checked="" type="checkbox"/> X-ray Transparent Phenolic Resin Bed Platform	1 set
<input checked="" type="checkbox"/> Patent Angle Indicator	4 pcs
iVi <X>85mm Wall Bumper Wheel	4pcs
B! Trapeze Socket	2pcs
ti IV Pole	1 set
<input checked="" type="checkbox"/> IV Pole Prevision	8pcs
fi Drainage Hook	4pcs
B5 Central Locking Pedal	2pcs
Bfi ABS Mattress Retainer	6pcs
pi Hook Type LCD Control Panel at Foot End	1 pc
<input checked="" type="checkbox"/> IV Emergency Stop Button	1 PC
B(Night Light	1 set
BS Manual CPR	
ci Electric CPR	
<input checked="" type="checkbox"/> Weighing System	



X9x

Electric ICU Bed SKD-C

Technical Parameters

External Length	2120-2320mm
External Width	1010mm
Bed Height Min.	550mm
Bed Height Max.	950mm
Mattress Platform	1890-2090* 820mm
Safe Working Load	250kg

Optional

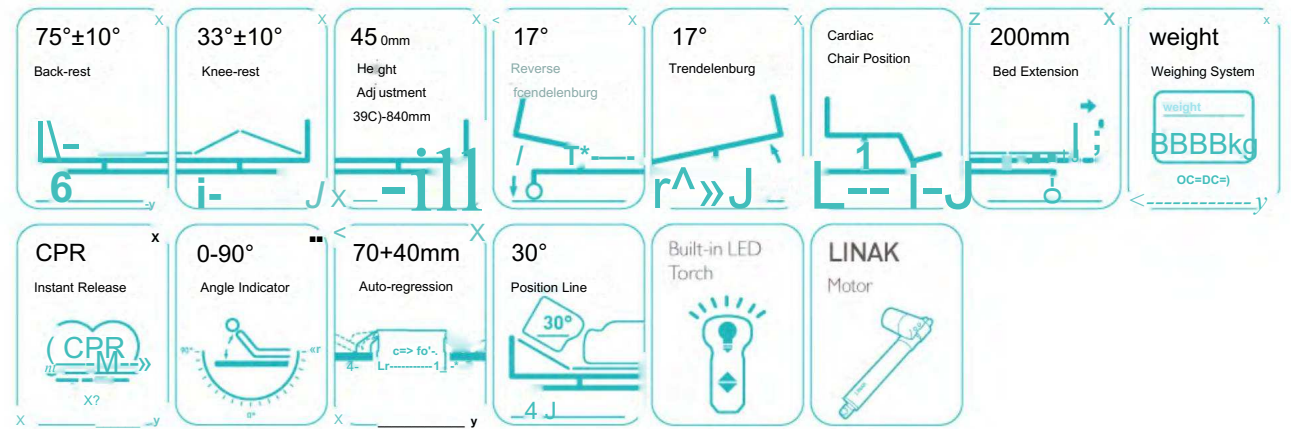
- Weighing System With LCD Screen
- Data Storage System
- Monkey Pole

Technical Configuration

<input checked="" type="checkbox"/> LINAK Motor	6pcs
<input checked="" type="checkbox"/> 6" Double Side Castors, Central Locking	4pcs
<input checked="" type="checkbox"/> LVi ABS Side Rail with Integrated Control Panel	1set
<input checked="" type="checkbox"/> V ABS Bed Ends One Step Removable	1set
<input checked="" type="checkbox"/> V 085mm Wall Bumper Wheel	4pcs
<input checked="" type="checkbox"/> V IV Pole 4 Hooks	1set
<input checked="" type="checkbox"/> iVI IV Pole Prevision	4pcs
<input checked="" type="checkbox"/> [Vi Drainage Hook	4pcs
<input checked="" type="checkbox"/> V 5 th Directional Wheel Pedal	2pcs
<input checked="" type="checkbox"/> [V] Central Locking Pedal	2pcs
<input checked="" type="checkbox"/> iV X-ray Translucent Mattress Platform	1set
<input checked="" type="checkbox"/> Bfi Back-up Battery	1set
<input checked="" type="checkbox"/> iVI Night Light	1set
<input checked="" type="checkbox"/> iV Bed Push Handle for Emergency Transfer	1set
<input checked="" type="checkbox"/> 35 Manual CPR	
<input checked="" type="checkbox"/> 3 Electric CPR	



360° View



Oasis Series J

Y8y

Electric ICU Bed

SKD-C

Technical Parameters

External Length	2150mm
External Width	1060mm
Bed Height Min.	390mm
Bed Height Max.	840mm
Mattress Platform	1925* 880mm
Safe Working Load	250kg

Technical Configuration

5S LINAK Motor	4pcs
Bi 5" Double Side Castors, Central Locking System	4pcs
V: ABS Oasis Side Rail Extra Height	1set
V ABS Oasis Bed Ends with Safe Lock	1set
V PP Bed Platform, Removable & Washable	9pcs
V Plastic Socket Inside PP Guardrail for Phone or Glasses	2pcs
V Patent Angle Indicator For Back-rest And Trendelenburg Position	4pcs
[V] 01 13mm Wall Bumper Wheel	4pcs
[V] IV Pole 4 Hooks	1set
[V] IV Pole Prevision	4pcs
V Drainage Hook	2pcs
[V] Central Locking Pedal	2pcs
iVj ABS Mattress Retainer	2pcs
iVj Hand Controller	1pc
V Manual CPR	
i.Vi Electric CPR	
*Vi Lowest position indicator	

Advantages

- Double Auto-regression
- Super-low Bed Position 390mm
- PP Bed Platform, Removable & Washable
- Inserted-type PP Head Foot Board. One Step Release With Safe Lock, Patent Design
- PP Safety Guardrail With Two Steps Unlocking System, Patent Design
- Back Rest 30degree Position, Reduce The Chance Of Lung Infection
- Built-in LED Torch

Optional

- Weighing System
- Bed Extension 20cm
- Back-up Battery
- Nurse Control Panel
- Emergency Stop Button
- Cardiac Chair Position
- Directional Wheels Function
- 5th and 6th Extra Side Rail For Full Protection
- Monkey Pole
- Balkan frame
- Linen Holder
- One-button for patient mobilisation position
- One button nursing position



75°±10° Back-rest 	35°±10° Knee-rest 	290mm Height Adjustment 480-770mm 	12° Reverse Trendelenburg 	12° Trendelenburg 	Cardiac Chair Position 	200mm Bed Extension 	weight Weighing System
CPR Instant Release 	0-90° Angle Indicator 	30° Position Line 	Built-in LED Torch 	LINAK Motor 			

Oasis Series

Y8t

Electric ICU Bed

SKD-C

Technical Parameters


External Length	2140mm
External Width	1060mm
Bed Height Min.	480mm
Bed Height Max.	770mm
Mattress Platform	1925* 900mm
Safe Working Load	250kg

Technical Configuration

IV LINAK Motor	4pcs
V 5" Double Side Castors, Central Locking System	4pcs
<input checked="" type="checkbox"/> ABS Oasis Side Rail Extra Height	1set
V ABS Oasis Bed Ends with Safe Lock	1set
V) Stamping Forming Bed Platform	1pc
Si Plastic Socket Inside PP Guardrail for Phone or Glasses	2pcs
i V Patent Angle Indicator For Back-rest And Trendelenburg Position	4pcs
V 070mm Wall Bumper Wheel	4pcs
IV IV Pole 4 Hooks	1set
<input checked="" type="checkbox"/> IV Pole Prevision	4pcs
IV Drainage Hook	2pcs
iVi Central Locking Pedal	2pcs
V Emergency Stop Button	1pc
IV Manual CPR	
V Electric CPR	

Optional

- Hand Controller
- Weighing System
- Nurse Control Panel
- Cardiac Chair Position
- Bed Extension 20cm
- Back-up Battery
- Directional Wheels Function
- ABS Mattress Retainer
- Monkey Pole
- Balkan Frame
- Linen Holder



360° View

75°±10° Back-rest	35°±10° Knee-rest	290mm Height Adjustment 435-725mm	12° Reverse Trendelenburg	12° Trendelenburg	CPR Instant Release fcPR [^] O=C=	0-90° Angle Indicator
weight Weighing System		LINAK Motor				

Grace Care

D8d-CPR

Electric Bed
SKD-C



D8d

Technical Parameters

External Length	2280mm
External Width	1090mm
Bed Height Min.	435mm
Bed Height Max.	725mm
Mattress Platform	1925 x 900mm
Safe Working Load	250kg

Technical Configuration

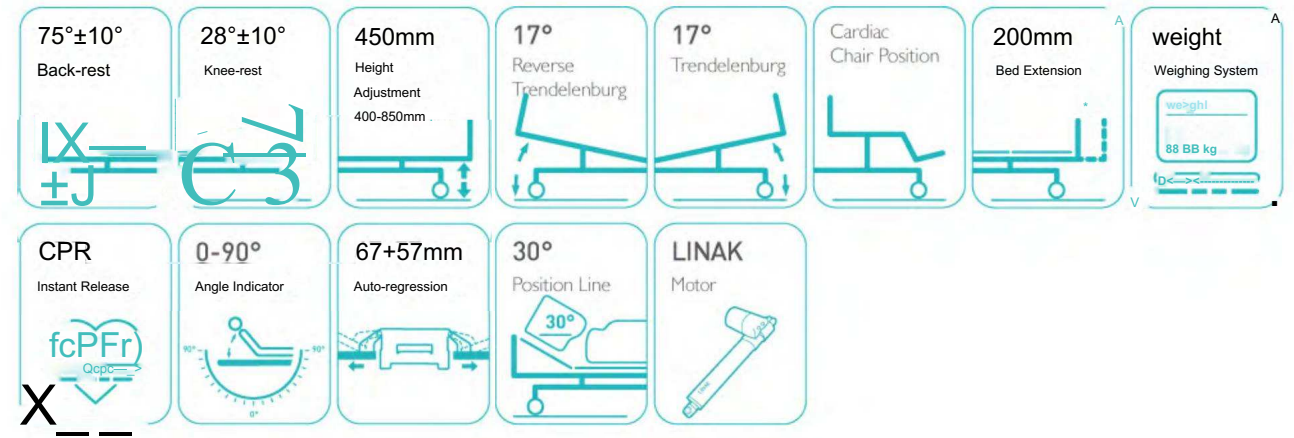
<input checked="" type="checkbox"/> LINAK Motor	4pcs
<input checked="" type="checkbox"/> 5" Double Side Castors, Central Locking	4pcs
<input checked="" type="checkbox"/> ABS Grace Side Rail with Integrated Control Panel	1 set
<input checked="" type="checkbox"/> ABS Grace Bed Ends with Integrated LCD Control Panel	1 set
<input checked="" type="checkbox"/> 085mm Wall Bumper Wheel	4pcs
<input checked="" type="checkbox"/> Trapeze Socket	2pcs
<input checked="" type="checkbox"/> HJ IV Pole 4 Hooks	1 set
<input checked="" type="checkbox"/> IV Pole Prevision	4pcs
<input checked="" type="checkbox"/> IV Drainage Hook	2pcs
<input checked="" type="checkbox"/> HI Central Locking Pedal	2pcs
<input checked="" type="checkbox"/> Manual CPR	1 set

Optional

- Electric CPR
- Weighing System with LCD Screen
- Bed Extension
- Back-up Battery
- Cardiac Position
- ABS Bed Surface
- X-ray Bed Surface
- Monkey Pole
- Balkan Traction Frame
- Directional Wheel



360° View



V8v Electric Bed SKD-C



Technical Parameters

External Length	2085mm
External Width	1025mm
Bed Height Min.	400mm
Bed Height Max.	850mm
Mattress Platform	1925 x 900mm
Safe Working Load	250kg

Optional

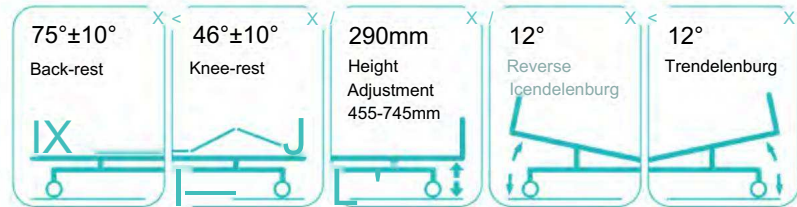
- Hand Controller
- Utility Shelf
- Trapeze Bracket/Pole

Technical Configuration

IV LINAK Motor	4pcs	IVI Nurse Controller	1pc
V 5" Double Side Castors, Central Locking	4pcs	SO Integrated Control Panel	2sets
V PP Side Rail Extra Height	1set	IV Manual CPR	
V PP Bed Ends with Safe Lock with \$ 65 Bumper Wheels	1set	IV Auto Break at 30°	
V PP Bed Platform with Integrated Mattress Retainer	1set	IV Emergency Stop Button	
IV Patent Angle Indicator For Back-rest And Trendelenburg Position	4pcs	V Battery Back-up	
! V IV Pole 4 Hooks	1set	IV Bed Extension	
<input checked="" type="checkbox"/> IV Pole Prevision	4pcs	IV Weighing System	
S Drainage Hook	2pcs	LV Night Light	
<input type="checkbox"/> S Central Locking Pedal	2pcs	LV X-ray Translucent Mattress Platform (Back Section)	
<input checked="" type="checkbox"/> Cardiac Chair Position	1pc	Sj Wheels Directional Function	

V8w

Electric Bed SKD-C



Technical Parameters

External Length	2085mm
External Width	1020mm
Bed Height Min.	455mm
Bed Height Max.	745mm
Mattress Platform	1925 *900mm
Safe Working Load	250kg

Technical Configuration

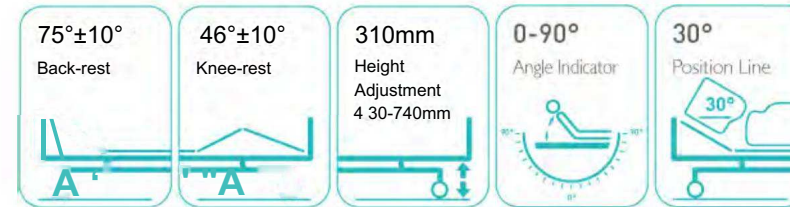
V Linear Motor	4pcs
V Hand Controller	1 pc
V 5" Hardshell Castors	4pcs
V Foldable Side Rail with ProErgo-Handle™	1 set
V PP Bed Ends with Safe Lock with \$ 65 Bumper Wheels	1 set
4 PP Bed Platform wrth Integrated Mattress Retainer	1 set
V IV Pole 4 Hooks	1 set
V IV Pole Prevision	4pcs
V Drainage Hook	2pcs

Optional

<input type="checkbox"/> Battery Back-up
<input type="checkbox"/> Bed Extension
<input type="checkbox"/> Nurse Controller
<input type="checkbox"/> Emergency Stop Button
<input type="checkbox"/> Auto-regression Function (Back Section)
<input type="checkbox"/> Night Light
<input type="checkbox"/> Manual CPR
<input type="checkbox"/> X-ray Translucent Mattress Platform (Back Section)
<input type="checkbox"/> Utility Shelf
<input type="checkbox"/> Trapeze Bracket/Pole

V6v

Electric Bed SKD-C



Technical Parameters

External Length	2085mm
External Width	1025mm
Bed Height Min.	430mm
Bed Height Max.	740mm
Mattress Platform	1925×900mm
Safe Working Load	250kg

Technical Configuration

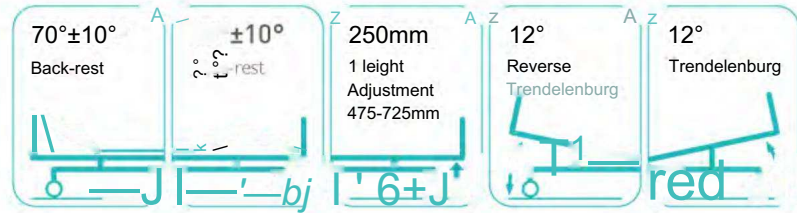
V Linear Motor	3 pcs
V Hand Controller	1pc
V 5" Hardshell Castors	4pcs
V PP Side Rail Extra Height	1 set
V PP Bed Ends with Safe Lock with 65 Bumper Wheels	1 set
V PP Bed Platform with Integrated Mattress Retainer	1 set
V Patent Angle Indicator For Back-rest Position	2pcs
V IV Pole 4 Hooks	1 set
V IV Pole Prevision	4pcs
V Drainage Hook	2pcs

Optional

<input type="checkbox"/> Battery Back-up
<input type="checkbox"/> Bed Extension
<input type="checkbox"/> Integrated Control Panel
<input type="checkbox"/> Nurse Controller
<input type="checkbox"/> Auto Break at 30°
<input type="checkbox"/> Emergency Stop Button
<input type="checkbox"/> Night Light
<input type="checkbox"/> Manual CPR
<input type="checkbox"/> X-ray Translucent Mattress Platform (Back Section)
<input type="checkbox"/> Utility Shelf
<input type="checkbox"/> Trapeze Bracket/Pole

V4w

Manual Bed SK-CD1



Technical Parameters

External Length	2130mm
External Width	1020mm
Bed Height Min.	475mm
Bed Height Max.	725mm
Mattress Platform	1925 x900mm
Safe Working Load	200kg

Technical Configuration

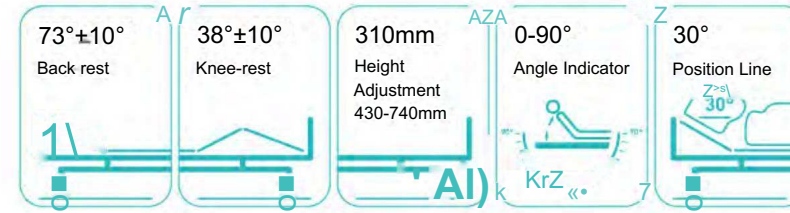
V Manual Cranks	4pcs
V 5" Hardshell Castors	4pcs
V Foldable Side Rail with ProErgo-Handle ^M	1 set
V PP Bed Ends with Safe Lock with 0 65 Bumper Wheels	1 set
V PP Bed Platform with Integrated Mattress Retainer	1 set
V IV Pole 4 Hooks	1 set
V IV Pole Prevision	4pcs
V Drainage Hook	2pcs

Optional

<input type="checkbox"/> Auto-regression Function (Back Section)
<input type="checkbox"/> Utility Shelf
<input type="checkbox"/> Trapeze Bracket/Pole

V3v

Manual Bed SK-CD1



Technical Parameters

External Length	2130mm
External Width	1025mm
Bed Height Mm.	430mm
Bed Height Max.	740mm
Mattress Platform	1925 x900mm
Safe Working Load	200kg

Technical Configuration

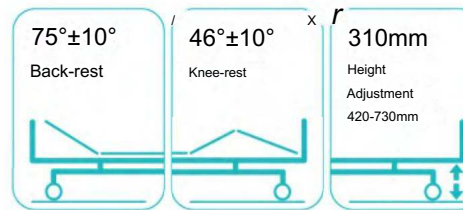
V Manual Cranks	3 pcs
V 5" Hardshell Castors	4pcs
V PP Side Rail Extra Height	1 set
V PP Bed Ends with Safe Lock with <£65 Bumper Wheels	(set
V PP Bed Platform with Integrated Mattress Retainer	1 set
V Patent Angle Indicator For Back-rest Position	2pcs
<input checked="" type="checkbox"/> IV Pole 4 Hooks	1 set
<input type="checkbox"/> V IV Pole Prevision	4pcs
V Drainage Hook	2pcs

Optional

<input type="checkbox"/> Utility Shelf
<input type="checkbox"/> Trapeze Bracket/Pole



360° View



V6k

Electric Bed SKD-C



Technical Parameters

External Length	2085mm
External Width	995mm
Bed Height Min.	420mm
Bed Height Max.	730mm
Mattress Platform	1925 x 900mm
Safe Working Load	200kg

Technical Configuration

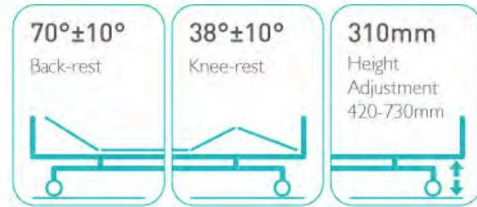
5/ Linear Motor	3pcs
IV Hand Controller	1pc
IV 5" Covered Castors	4pcs
IV Foldable Side Rail	1set
IV PP Bed Ends with Safe Lock with \$ 65 Bumper Wheels	1set
IV PP Bed Platform wrth Integrated Mattress Retainer	1set
IV IV Pole 4 Hooks	1set
BD IV Pole Prevision	4pcs
3/ Drainage Hook	2pcs

Optional

- Battery Back-up
- Bed Extension
- Nurse Controller
- Emergency Stop Button
- Auto-regression Function (Back Section)
- Night Light
- Manual CPR
- X-ray Translucent Mattress Platform (Back Section)
- Utility Shelf
- Trapeze Bracket/Pole

V3k

Manual Bed SK-CD1



Technical Parameters

External Length	2130mm
External Width	995mm
Bed Height Min.	420mm
Bed Height Max.	730mm
Mattress Platform	1925*900mm
Safe Working Load	200kg

Technical Configuration

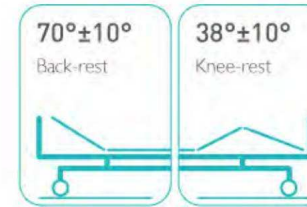
V Manual Crank	3pcs
Vi 5" Covered Castors	4pcs
V Foldable Side Rail	1 set
V PP Bed Ends with Safe Lock with 65 Bumper Wheels	1 set
V PP Bed Platform with Integrated Mattress Retainer	1 set
V IV Pole 4 Hooks	1 set
V IV Pole Prevision	4pcs
V Drainage Hook	2pcs

Optional

<input type="checkbox"/> Auto-regression Function (Back Section)
<input type="checkbox"/> Utility Shelf
<input type="checkbox"/> Trapeze Bracket/Pole

V2k

Manual Bed SK-C1



Technical Parameters

External Length	2130mm
External Width	995mm
Bed Height	500mm
Mattress Platform	1925 x900mm
Safe Working Load	200kg

Technical Configuration


V Manual Crank	2pcs
V 5" Covered Castors	4pcs
V Foldable Side Rail	1 set
V PP Bed Ends with Safe Lock with 0 65 Bumper Wheels	1 set
V PP Bed Platform with Integrated Mattress Retainer	1 set
V IV Pole 4 Hooks	1 set
V IV Pole Prevision	4 pcs
V Drainage Hook	2pcs

Optional

<input type="checkbox"/> Auto-regression Function (Back Section)
<input type="checkbox"/> Utility Shelf
<input type="checkbox"/> Trapeze Bracket/Pole

K6k

Electric Bed SKD-C



360° View

Technical Parameters

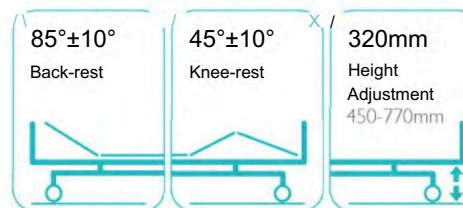
External Length	2105 mm
External Width	980mm
Bed Height Min.	400mm
Bed Height Max.	710mm
Mattress Platform	1925 x 820mm
Safe Working Load	200kg

Technical Configuration

Vi Linear Motor	3 pcs	IV IV Pole Prevision	4pcs
V Hand Controller	•pc	LV Drainage Hook	4pcs
V 5" Covered Castors	4pcs	IV ABS Mattress Retainer	2pcs
V Foldable Side Rail	1 set		
V ABS Bed Ends with Safe Lock	1 set		
VI IV Pole	1 set		

K3k

Manual Bed SK-CD1



Technical Parameters

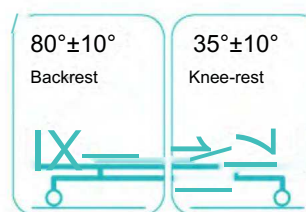
External Length	2160mm
External Width	980mm
Bed Height Mm.	450mm
Bed Height Max.	770mm
Mattress Platform	1940*830mm
Safe Working Load	200kg

Technical Configuration

IV Manual Crank	3pcs	V Drainage Hook	4pcs
IV 5" Covered Castors	4pcs	V ABS Mattress Retainer	2 pcs
V Foldable Side Rail	1set		
V ABS Bed Ends with Safe Lock	(set)		
IV IV Pole	1set		
IV IV Pole Prevision	4pcs		

K2k

Manual Bed SK-C1



Technical Parameters

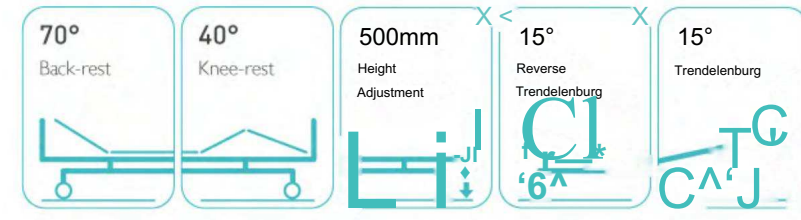
External Length	2160mm
External Width	980mm
Bed Height	505mm
Mattress Platform	1930* 830mm
Safe Working Load	200kg

Technical Configuration

V Manual Crank	2pcs	V IV Pole Prevision	4pcs
V 5" Covered Castors	4pcs	V Drainage Hook	4pcs
V Foldable Side Rail	1set	ABS Mattress Retainer	
VI ABS Bed Ends with Safe Lock	1set	Utility Shelf	
VI IV Pole	1set		



360° View



User's Safety and Comfort from Long Term Care Bed

The physical health and psychological well-being are hot topics for elderly people. Safety is an important quality feature for a nursing bed. Beds' systematic fall prevention can reduce the risk of falling out of the bed.

Our innovative solutions can reduce falls as well as the consequences associated with falls. It is a wonderful match of safety, mobility, height adjustable and coziness. All these features cater to the needs of people who spend a lot of time in bed. The adjustability makes beds more appropriate than a standard bed for providing comfortable support and enabling caregivers to deliver quality care.



HB421
Electric Homecare Bed
SKD-C
Size: 2150*920*185-762mm



HB422
Electric Homecare Bed
SKD-C
Size: 2150*1000*200-745mm



HB425
Electric Homecare Bed
SKD-C
Size: 2150*1000*185-762mm



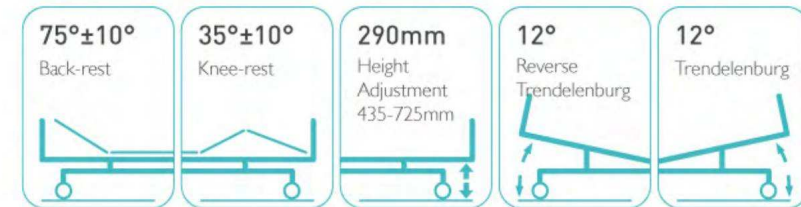
HB426
Electric Homecare Bed
SKD-C
Size: 2200*1025*345-927mm





GB8e

Manual Orthopedic Traction Bed SKD-C



Technical Parameters

External Length	2230mm
External Width	1060mm
Bed Height Min.	435mm
Bed Height Max.	725mm
Mattress Platform	1925 x900mm

Technical Configuration

Si Linear Motor	4pcs	Si IV Pole Prevision	4pcs
V 5" Double Side Castors, Central Locking	4pcs	✓ Drainage Hook	2pcs
Si ABS Side Rail with Angle Indicator	1set	□ IV Aluminium Balkan Frame	1set
V ABS Bed Ends with Safe Lock	1set		
~V IV Pole	1pc		



Design

ABS guardrail, can be raised and lowered, convenient for patients to go to bed, meet safety standards, provide patients with a comfortable and safe experience.



Steels | Painting

Baosteel from Fortune Global 500. 11 Process epoxy painting, ASTM testing anti-bacterial, paint thickness 0.12mm, brightness 60°, paint can resist 50kg impact.



Welding | Chassis

Panasonic robotic ensure, 360° full smooth wedding Solid bed base made of 5.0 mm stamped rotating plate.



Motor

American motor, with UL/ROHS/EN standard. Noise under 50dB, with lifetime 20,000times movement.



Balkan Frame

Aluminum Balkan Frame, which can adjust the longitudinal, lateral and height positions in all directions, and can accurately adjust the most comfortable posture of the patient.

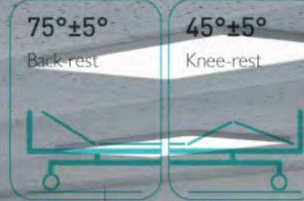


Head & Foot Board

Full ABS material, head and foot board can be reversible.

Q5k

Electric Children Bed SKD-A



360° View

Technical Parameters

External Length	1930mm
External Width	880mm
Bed Height Min.	600mm
Bed Height Max.	1710x780mm

Technical Configuration

iVI Linear Motor	2pcs	SI 5" Double Side Castors	4pcs
V Foldable Side Rail	1 set	55 IV Pole Prevision	4pcs
iVI PP Bed Ends With Safe Lock	Iset	gj IV Pole	Iset
iV] PP Bed Platform, Removeable, Washable	1 set	[V] Drainage Hook	2pcs

Q2w

Children Bed SK-C1



Technical Parameters

External Length	2185mm
External Width	880mm
Bed Height Min.	540mm
Bed Height Max.	1940><780mm

Technical Configuration

V, Manual Cranks	2pcs	V IV Pole Prevision	4pcs
✓ Foldable Side Rail with ProErgo-Handle™	Iset	✓ IV Pole	Iset
V 5" Double Side Castors, Central Locking	4pcs	BD Drainage Hook	2pcs
V PP Bed Platform, Removeable, Washable	Iset	(Vi Shoes Holder	Iset
V PP Bed Ends With Safe Lock	Iset		

CQ2k

Children Bed SK-CD2



Technical Parameters

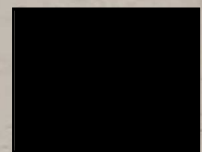
External Length	1975mm
External Width	880mm
Bed Height Mm.	540mm
Bed Height Max.	1730x 780mm

Technical Configuration

V] Manual Cranks	2pcs	iVi PP Bed Ends with Safe Lock	4pcs
V] Aluminium Alloy Full Length Side Rail	Iset	iVI IV Pole Prevision	4pcs
Vi 5" Covered Castors	Iset	si IV Pole	Iset
V] PP Bed Platform, Removeable, Washable	Iset	iVI Drainage Hook	2pcs

CQ8k

Electric Children Bed
SKD-C



360° View

Technical Parameters

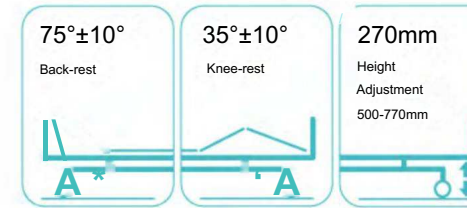
External Length	1975mm
External Width	880mm
Bed Height Min.	480mm
Bed Height Max.	770mm
Mattress Platform	1730><780mm

Technical Configuration

IV LINAK Motor	4pcs	<input checked="" type="checkbox"/> IV Pole Prevision	4pcs
V Stainless Steel Side Rail with Extra Protection	1 set	tfl IV Pole	1pc
V PP Bed Ends with Safe Lock	1 set	Hj Drainage Hook	2pcs
V PP Bed Platform. Removeable. Washable	1 set		
IV 5" Double Side Castors, Central Locking	4pcs		

CD3q

Children Bed
SK-CD2



Technical Parameters

External Length	2030mm
External Width	1045mm
Bed Height Min.	500mm
Bed Height Max.	770mm
Mattress Platform	1705 x900mm

Technical Configuration

V, Manual Cranks	3pcs	<input checked="" type="checkbox"/> IV Pole	IPC
V 5" Hardshell Castors	4pcs	S5 Drainage Hook	2pcs
V Aluminium Alloy Full Length Side Rail	1 set		
V ABS Grace Bed Ends with Safe Lock	1 set		
V IV Pole Prevision	4pcs		

CX2x

Children Bed
SK-C2



Technical Parameters

External Length	1910mm
External Width	930mm
Bed Height	575mm
External Height	1260mm
Mattress Platform	1775*710mm

Technical Configuration

<input checked="" type="checkbox"/> Manual Cranks	2pcs	OS IV Pole	1 pc
<input checked="" type="checkbox"/> 5" Double Side Castors	4pcs	iV Drainage Hook	2pcs
<input checked="" type="checkbox"/> Full Length Side Rail	1 set	tV Buffer Air Spring	4pcs
<input checked="" type="checkbox"/> Plastic Bed Ends	1 set		
<input checked="" type="checkbox"/> IV Pole Prevision	4pcs		

CROq

Children Bed
SK-A2



Technical Parameters

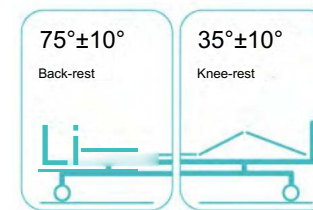
External Length	1600mm
External Width	750mm
Bed Height	500mm
External Height	1040mm
Mattress Platform	1580*660mm

Technical Configuration

<input checked="" type="checkbox"/> 5" Covered Castors	4 pcs	iy, Drainage Hook	2pcs
<input checked="" type="checkbox"/> Full Length Side Rail	1 set		
<input checked="" type="checkbox"/> Integrated Bed Ends	1 set		
<input checked="" type="checkbox"/> IV Pole	1 pc		
<input checked="" type="checkbox"/> IV Pole Prevision	4 pcs		

CR2q

Children Bed
SK-C2



Technical Parameters

External Length	1800mm
External Width	860mm
Bed Height	600mm
External Height	1110mm
Mattress Platform	1600*760mm

Technical Configuration

SJ Manual Cranks	2pcs	LV IV Pole Prevision	4pcs
<input checked="" type="checkbox"/> Full Length Side Rail	1 set	<input checked="" type="checkbox"/> Drainage Hook	2pcs
<input checked="" type="checkbox"/> Intergrated Bed Ends	1 set	iV Shoes Holder	1 PC
<input checked="" type="checkbox"/> Anti-slip Bed Feet Cover	4pcs		
g/l IV Pole	1 pc		

X01-1

Baby Crib
SK-AD3



Technical Parameters

External Length	890mm
External Width	520mm
Bed Height Min.	770mm
Bed Height Max.	940mm

Technical Configuration

<input checked="" type="checkbox"/> Hydraulic Pump	1pc
<input type="checkbox"/> Bassinet	1 pc
<input checked="" type="checkbox"/> 3" Double Side Castors	4pcs

X01-5

Baby Crib
SK-A3



Detachable

Technical Parameters

External Length	810mm
External Width	520mm
Bed Height	990mm

Technical Configuration

<input type="checkbox"/> Bassinet	1pc	<input checked="" type="checkbox"/> IV Pole	1 set
<input checked="" type="checkbox"/> 3" Covered Castors	4pcs	<input type="checkbox"/> Utility Basket	•pc
<input type="checkbox"/> IV Pole Prevision	2pcs	<input type="checkbox"/> IV Adjustable Air Spring	•pc

X01

Baby Crib
SK-A3



Detachable

Technical Parameters

External Length	810mm
External Width	490mm
Bed Height	960mm

Technical Configuration

<input type="checkbox"/> Bassinet	•pc
<input checked="" type="checkbox"/> 3" Covered Castors	4pcs
<input type="checkbox"/> IV Pole Prevision	2pcs

X20

Pediatric Exam Table
SKZ-A1

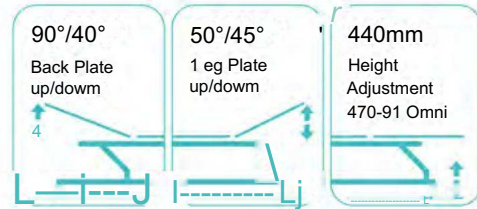
Technical Parameters

External Length	1800mm
External Width	650mm
Bed Height	830mm



X36-1

Electric Examination Table SKD-A



Technical Parameters

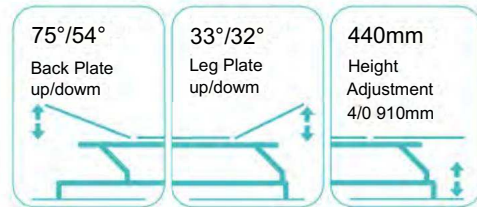
External Length	1960mm
External Width	680mm
Table Height Min.	470mm
Table Height Max.	910mm

Technical Configuration

<input checked="" type="checkbox"/> Adjustable arm support	1pc	<input checked="" type="checkbox"/> Brake Pedal	4pcs
<input checked="" type="checkbox"/> Motor	1pc	<input checked="" type="checkbox"/> Hand Controller	1pc
<input checked="" type="checkbox"/> Gas spring	2pcs	<input checked="" type="checkbox"/> Manual Operator	1pc
<input checked="" type="checkbox"/> 3" Castor	4pcs		

X36

Electric Examination Table SKD-A



Technical Parameters

External Length	1890mm
External Width	860mm
Table Height Min.	470mm
Table Height Max.	910mm

Technical Configuration

<input checked="" type="checkbox"/> Pillow	1pc	<input checked="" type="checkbox"/> Brake Pedal	4pcs
<input checked="" type="checkbox"/> Motor	1pc	<input checked="" type="checkbox"/> Hand Controller	1pc
<input checked="" type="checkbox"/> Gas spring	2pcs	<input checked="" type="checkbox"/> Manual Operator	1pc
<input checked="" type="checkbox"/> 3" Castor	4pcs		

X26

Electric Examination Table SKD-A



Technical Parameters

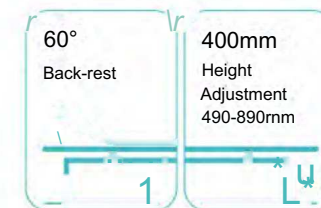
External Length	1810mm
External Width	680mm
Table Height Min.	480mm
Table Height Max.	850mm

Technical Configuration

<input type="checkbox"/> VI Pillow	•pc	<input type="checkbox"/> V Hand Controller	•pc
<input checked="" type="checkbox"/> Motor	•pc	<input type="checkbox"/> V Paper Roll Holder	•pc
<input checked="" type="checkbox"/> Mechanical Lever to Adjust Back Rest	•pc		
<input checked="" type="checkbox"/> 2" Castor	2pcs		

X14

Hydraulic Examination Table SKZ-BD2



Technical Parameters

External Length	1940mm
External Width	700mm
Table Height Min.	490mm
Table Height Max.	890mm

Technical Configuration

<input checked="" type="checkbox"/> Hydraulic Pump	•pc
<input checked="" type="checkbox"/> Adjustable Air Spring	2pcs
<input checked="" type="checkbox"/> 5" Covered Castor	4pcs
<input checked="" type="checkbox"/> Hydraulic pedal	2sets

X07a

Examination Table
SKZ-A1



Technical Parameters

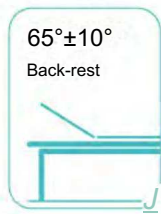
External Length	1900mm
External Width	600mm
Table Height	680mm

Technical Configuration

✓ Anti-slip Bed Feet Cover	4pcs

X09

Examination Table
SKZ-B1



Technical Parameters

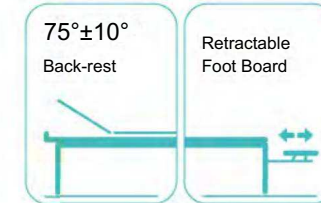
External Length	1900mm
External Width	600mm
Table Height	680mm

Technical Configuration

✓ Anti-slip Bed Feet Cover	4pcs
✓ Mechanical Lever to Adjust Back Rest	1 set

A048

Gynecological Examination Table
SKZ-BI



Technical Parameters

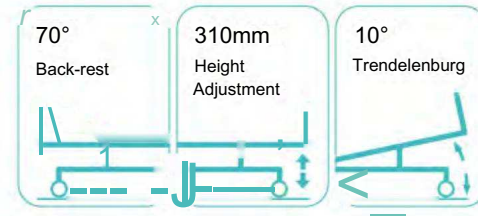
External Length	1810mm
External Width	690mm
Table Height	880mm

Technical Configuration

✓ Drawer	3 pcs	gI Lithotomy Rod	1 set
iv Step Stool	1 pc	ftS Stainless Steel Basin	•pc
✓ Retractable Foot Board	•pc	Bj Paper Roll Holder	•pc

A98-3

Electric Obstetric Bed
SKL-A



Technical Parameters

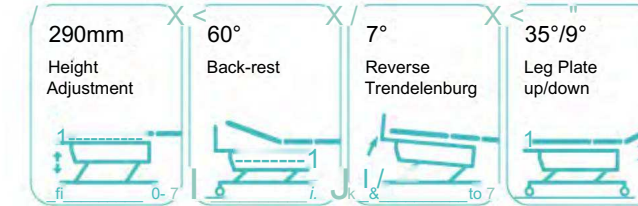
External Length	2140mm
External Width	1120mm
Table Height Min.	595mm
Table Height Max.	905mm

Technical Configuration

w Leg Holder	lpair	jv IV pole	lpc	v Castors	lset
v Clamp	lpair	v Hand Controller	lpc	l/v Stainless Steel	1 pc
v Grab Handle	lpair	v Steel Guradrial	lpair		
v Basin	lpc	g Cushion	1 set		

A98-4

Electric Obstetric Bed
SKL-A



Technical Parameters

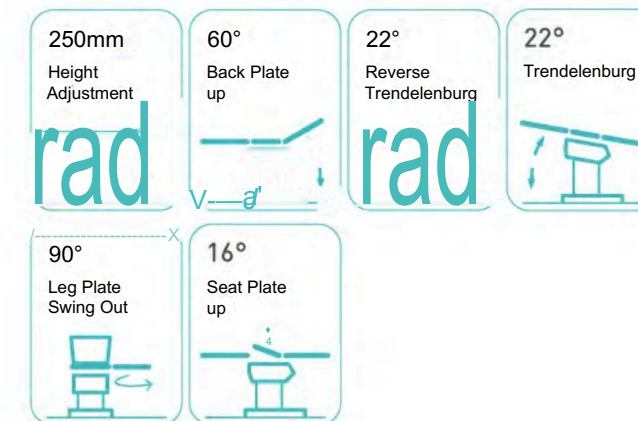
External Length	1980mm
External Width	960mm
Table Height Min.	650mm
Table Height Max.	940mm

Technical Configuration

v Mattress	lpc	v Slider	2pcs	v Castors	4pcs
v Handle	2pcs	v Tightener	2pcs	v Central Locking Pedal	2pcs
v Leg Support	2pcs	v Hand Controller	lpc		
v ABS Side Rail	2pcs	v Stainless Steel Basin	lpc		

A99-13

Electric Obstetric Bed
SKL-A



Technical Parameters

External Length	2100mm
External Width	600mm
Table Height Min.	750mm
Table Height Max.	1000mm

Technical Configuration

v Armrest	2pcs	v SST Rinsing Basin	lpc
v Knee Curth	2pcs	v Pedal Controller	lpc
v Pull Handle	2pcs	v LED Examination Light	lpc
v Anesthesia Frame	lpc		



A99-7

Electric Obstetric Bed SKL-A

<p>250mm Height Adjustment</p>	<p>55°/18° Back Plate up/down</p>	<p>35°/3° Seat Plate up/down</p>	<p>90° Leg Plate Swing Out</p>
--	---	--	--

ELECTRIC OBSTETRIC BED

Frame

Base cover made of high quality ABS. It can be sterilized at the temperature above 100 °C. The tensile strength up to 30 MPa. Base structure is made of high-quality seamless steel, robot welded with high strength.

Battery

Battery could support about 80-120 complete operation cycles. Working time could be last for one week according to useage and help to keep the operating table running in the event of power failure.



Bed Width
Seamless foam mattress, with waterproof PU cover. Easy cleaning and disinfection.



Arm Plate
Flexible arm plate adjustment.



Hand Controller
Electrical braking system. Controlled by hand controller.

Technical Parameters

External Length	1980mm
External Width	720mm
Table Height Min.	630mm
Table Height Max.	880mm

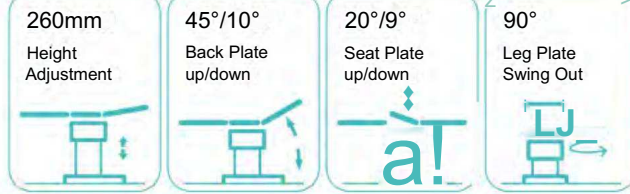
Technical Configuration

Sfi Bed Frame	1pc	<input checked="" type="checkbox"/> Hand Bars	2pcs	<input type="checkbox"/> h/I Caster 1pc
OS Foot Pedal	1pc	<input type="checkbox"/> IV Leg Support with Cushion	2pcs	
V Hand Controller	1pc	<input type="checkbox"/> 68 Arm Support with Cushion	2pcs	
IV: Anesthesia Screen	1pc	<input type="checkbox"/> IV Stainless Steel Basin	1pc	

Obstetric Bed

A99-5

Electric Obstetric Bed SKL-A



Technical Parameters

External Length	1950mm
External Width	660mm
Table Height Mm.	680mm
Table Height Max.	940mm

Technical Configuration

V Arm Support	2pcs	V Tightener	2pcs	V Slider	4pcs
Vi Handle	2pcs	V. Hand Controller	1pc		
V Leg Support	2pcs	V Foot Switch	1pc		
V Stirrup	2pcs	V Stainless Steel Basin	1pc		

A105

Manual Obstetric Table SKF-C



Technical Parameters

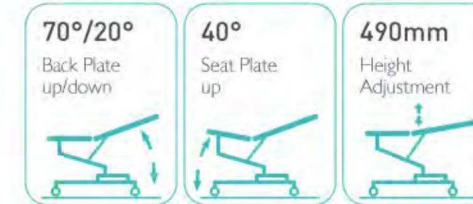
External Length	1900mm
External Width	600mm
Table Height Min.	700mm
Table Height Max.	950mm

Technical Configuration

V Bed Frame	1pc	V Leg Support wrth Cushion	2pcs
V Mattress	1pc	V Arm Support with Cushion	2pcs
Vi Anesthesia Screen Frame	1pc	55 Stainless Steel Basin	1pc
V Hand Bars	2pcs		

A99-8

Electric Gynecological Exam Couch SKL-B



Technical Parameters

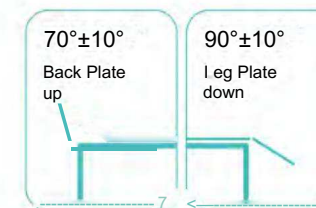
External Length	1400mm
External Width	740mm
Table Height Min.	610mm
Table Height Max.	1100mm

Technical Configuration

V Hand Bars	2pcs
V Leg Support with Cushion	2pcs
V Foot Pedal	1pc
V Stainless Steel Basin	1pc

A045-1

Gynecological Table SKF-A



Technical Parameters

External Length	1820mm
External Width	590mm
Table Height	800mm

Technical Configuration

V Lithotomy Rod	1 set	V Mechanical Lever	2sets
Vi Hand Bar	1 set	V Stainless Steel Basin	1 pc
V Anti-slip Bed Feet Cover	4pcs		



A100-4B Electric-Hydraulic Operating Table SKT-C

A100-4B is an electric hydraulic, operating table designed for increasingly complex surgical situations, focusing on simplifying operation, ensuring safety, and ensuring reliability. This operating table has a super load-bearing capacity in any position. The simple button-type joint connection and modular quick disassembly design of the tabletop make it suitable for a variety of surgeries.

35° Reverse Trendelenburg	35° Trendelenburg	25° Lateral Tilt left/right	50°/60° Head Plate up/down	80°/45° Back Plate up/down	80°/90° Leg Plate up/down
120mm Kidney Bridge Up	350mm Horizontal Sliding C type Arm	90° Foot Plate Horizontal Positioning	100° Flex	220° Reflex	Quick Disassembly Design



Operating Table

Technical Parameters

External Length	2100mm
External Width	550mm
Table Height Min.	550mm
Table Height Max.	1050mm

Technical Configuration









V Bed Frame	1 pc	IVJ Arm Holder with Cushion	2pcs
V Mattress	1 set	5D Leg Support with Cushion	2pcs
V Anesthesia Screen Frame	1 pc	IV Foot Support with Cushion	2pcs
V Shoulder Holder with Cushion	2pcs	I55 Hand Controller	2pcs



A106-2

Electric-Hydraulic Operating Table SKT-C

A106-2 is a highly automated electric-hydraulic operating table, which can meet the needs of various surgical operations. The unique design of a super-low position of 500mm, aimed for the brain surgery and ophthalmic surgery.

25° Reverse Trendelenburg 	25° Trendelenburg 	20° Lateral Tilt left/right 	45°/90° Head Plate up/down 
80°/20° Back Plate up/down 	15°/90° Leg Plate up/down 	90° Foot Plate Horizontal Positioning 	100mm Kidney Bridge Up 




Technical Parameters

External Length	2085mm
External Width	550mm
Table Height Min.	510mm
Table Height Max.	810mm

Technical Configuration

BO Anaesthesia Screen	1 pc	ft? Foot Support	1 PC	Bi Fixing Clamp	7 pcs
<input type="checkbox"/> Hand Remote	1 pc	5? Mattress	1 set	<input checked="" type="checkbox"/> Power Line	• PC
<input type="checkbox"/> Kidney Bridge Handle	1 pc	<input type="checkbox"/> Shoulder Support	1 pair		
<input type="checkbox"/> Arm Support	1 pc	gf Long Fixing Clamp	1 pair		



360° View

A302

Electric Operating Table SKL-A

A302 is a highly automated electric Multi-functional operating table. Its elevation, lowering, trendelenburg, reverse trendelenburg, lateral tilt, back folding, vertical translation and leg folding are all electrically operated. The operating table is equipped with a digital display hand controller to make operation easy and intuitive. With imported large diameter castors, smooth movement, stable brake system. The standard dual control system guarantees the safety of operation.

25° Reverse Trendelenburg 	25° Trendelenburg 	25° Lateral Tilt left/right 	45°/90° Head Plate up/down 	70°/22° Back Plate up/down
15°/90° Leg Plate up/down 	110mm Kidney Bridge Up 	350mm Horizontal Sliding C type Arm 	110° Flex 	202° Reflex



Operating Table

Technical Parameters

External Length	2150mm
External Width	555mm
Table Height Mm.	700mm
Table Height Max.	1000mm

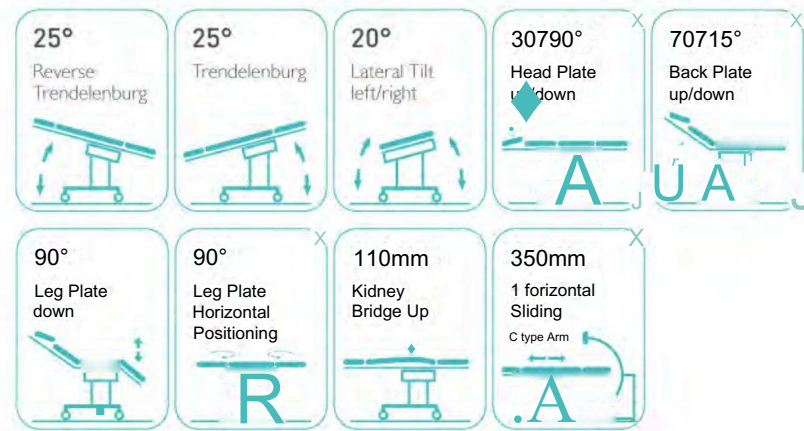
Technical Configuration

[V Bed Frame	1pc	<input type="checkbox"/> iVI Arm Holder	2pcs	Bi Sliding Block	8pcs
[V Mattress	1 set	<input checked="" type="checkbox"/> Leg Support	2pcs	iVI Spanner	5 pcs
[V Anesthesia Screen Frame	1pc	<input type="checkbox"/> iVI Foot Support	2pcs		
[V Shoulder Holder	2pcs	<input checked="" type="checkbox"/> Hand Controller	1pc		

A301

Electric Operating Table SKL-A

A301 is a multi-functional electric operating table. Its mattress is made of polyurethane molded material, can be sterilized and cleaned at high temperature, and there are no gaps so to avoid bacterial growth. The platform is made of high-purity phenolic resin board applicable for C-arm, and can be slid up to 350mm in one direction. The X-ray photography can carry out the whole body radiography examination without moving the patient, no blind spots or shadows.



Technical Parameters

External Length	2150mm
External Width	555mm
Table Height Min.	750mm
Table Height Max.	1000mm

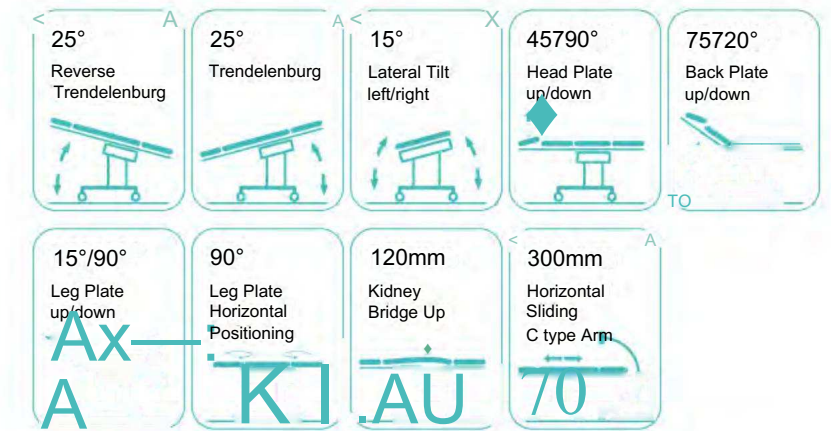
Technical Configuration

V Bed Frame	1pc	V Arm Holder	2pc\$	V Sliding Block	8 pcs
V Mattress	1set	V Leg Support	2pcs	V Spanner	5 pcs
V Anesthesia Screen Frame	1pc	V Foot Support	2pcs		
V Shoulder Holder	2pcs	V Hand Controller	1pc		

A100-4

Electric Operation Table SKL-A

A100-4 is an electric operating table that can meet the needs of various surgeries. It is driven by low-voltage DC motor, with safe and stable performance. Super wide table top, super long sliding distance. It can be applicable for C-arm. It has a high level of automation, low noise, strong reliability, and imported original parts for key parts. It is a perfect and ideal operating table.



Technical Parameters

External Length	2070mm
External Width	550mm
Table Height Min.	700mm
Table Height Max.	1000mm

Technical Configuration

V Bed Frame	1pc	V Arm Holder with Cushion	2pc\$
V Mattress	1set	V Leg Support with Cushion	2pcs
V Anesthesia Screen Frame	1pc	V Foot Support with Cushion	2pcs
V Shoulder Holder with Cushion	2pcs	V Kidney Bridge Handle	1pc

A100-4A

Electric Operating Table SKL-A

A100 4A is an electric operating table with super load bearing and extra-long sliding distance, which can be applicable for C-arm. The built-in large-capacity battery can continue to support all operations in the event of a power failure. And the operating table adopts a dual-control system to ensure the safety of the operation.

25° Reverse Trendelenburg br	25° Trendelenburg -3'	15° Lateral Tilt left/right l®	45790° Head Plate up/down 
80720° Back Plate up/down Xs.or	15790° Leg Plate up/down lx	110mm Kidney Bridge Up 	350mm Horizontal Sliding C type Arm 



Technical Parameters

External Length	2100mm
External Width	550mm
Table Height Min.	710mm
Table Height Max.	1010mm







Technical Configuration

V Bed Frame	•pc	V Arm Holder with Cushion 2pcs	V Kidney Bridge Handle	1 pc
V Mattress	1 set	V Leg Support with Cushion	2pcs	
V Anesthesia Screen Frame	•pc	V Foot Support with Cushion	2pcs	
V Shoulder Holder with Cushion 2pcs	vi	Hand Controller		1 pc

A2000

Electric Operating Table SKL-A

A2000 is a basic electric operating table with a very high cost effective, it can fulfill the requirement of general surgeries. Its built-in battery can continue to support all operations in the event of a power failure.

22° Reverse Trendelenburg 	20° Trendelenburg rX	15° Lateral Tilt left/right 	55°/90° Head Plate up/down 
50715° Back Plate up/down Xs	90° Leg Plate down 	90° Leg Plate Horizontal Positioning 	100mm Kidney Bridge Up 



Technical Parameters

External Length	2100mm
External Width	480mm
Table Height Min.	680mm
Table Height Max.	930mm

Technical Configuration

V Bed Frame	•pc	V Arm Holder	2pcs	V Sliding Block	1 Opes
V Mattress	1 set	V Leg Support	2pcs	V. Spanner	4pcs
V Anesthesia Screen Frame	•pc	V Foot Support	2pcs		
vi Shoulder Holder	2pcs	fyi Hand Controller		•pc	

A3008B-1

Manual Operating Table SK1F-R

25° Reverse Trendelenburg Zi-	25° Trendelenburg -SZ	20° Lateral Tilt left/right 	60°/90° Head Plate up/down 	80°/10° Back Plate up/down %-a	15°/90° l eg Plate up/down X	0-120mm Kidney Bridge Up 	90° l eg Plate Horizontal Positioning
---	------------------------------------	---------------------------------------	--------------------------------------	--	--	------------------------------------	--



Technical Parameters

External Length	1940mm
External Width	480mm
Table Height Min.	770mm
Table Height Max.	1020mm

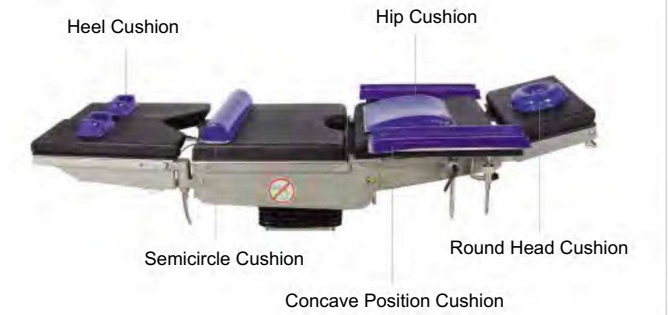
Technical Configuration

V Lumbar Support	2pcs	<input type="checkbox"/> V Anesthesia Screen Frame	1pc
V Arm Holder	2pcs		
[Vi Leg Support	2pcs		
V Shoulder Holder	2pcs		

Multi-functional Orthopedic Frame



Gel Mattress



Connecting Multi-functional Orthopedic Frame



Carbon Fiber Multi-functional Orthopedic Frame



Multi-purpose Head Rack



Shoulder Traction Frame



Stirrup Pneumatic Power Leg Rack



Bow Spine Operating Supporter



Mechanical Power IV Pole



Operating Table Accessories Cart



Knee Surgery Rack



Double Table Top



Prone Body Supporting Frame



Arm Microsurgical Rack



Bed Surface Widening Module



External Kidney Bridge



Dirt Basin



Body Safe Strap





LUX series
LED
OPERATION
LAMP



		SK-LLD0404D	SK-LLD0303D	SK-LLD04D	SK-LLD03D
Diameter of lighthouse	mm	700/700	615/615	700	615
Illumination	Lux	160000/160000	140000/140000	160000	140000
Color Temperature	Kelvin	3500-5000	3500-5000	3500-5000	3500-5000
Color Rendering Index(CRI)	Ra	596	>96	596	596
Temperature rise(Surgeon head)	°C	52	52	52	52
Temperature rise(Surgical field)	°C	51	51	51	51
Effective Focusing Depth	cm	100	100	100	100
Lighting Spot Size	cm	10-25	10-25	10-25	10-25
L1+L2 depth of illumination	cm	100	100	100	100
Average Bulb Life	hours	550000	550000	550000	550000

Illumination/Lighting Spot Size: at 1m

IXUS/series

LED Operation Lamp

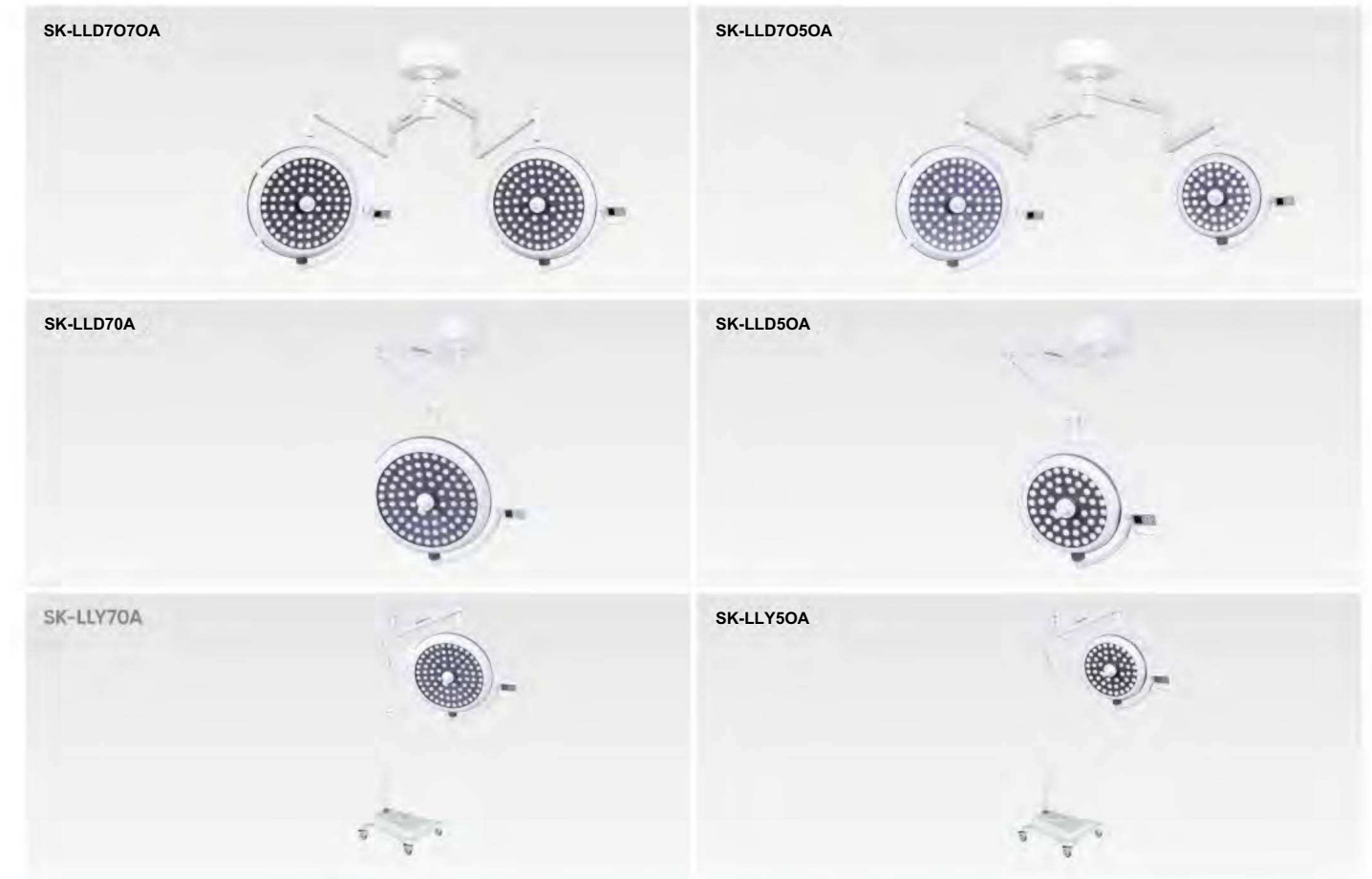


		SK-LLD7272C	SK-LLD7252C	SK-LLD72C	SK-LLD52C	SK-LLY72C	SK-LLY52C
Diameter of lighthouse	mm	720/720	720/520	720	520	720	520
Illumination	Lux	160000/160000	160000/160000	160000	160000	160000	160000
Color Temperature	Kelvin	3000-6700	3000-6700	3000-6700	3000-6700	3000-6700	3000-6700
Color Rendering Index(CRI)	Ra	298	*98	>98	>98	>98	>98
Temperature rise(Surgeon head)	<0	S1	si	si	Si	s1	S1
Temperature rise(Surgical field)	n	s2	s2	s2	s2	s2	<_2
Effective Focusing Depth	cm	130	130	130	110	130	110
Lighting Spot Size	cm	10-35	10-35	10-35	10-35	10-35	10-35
L1+L2 depth of illumination	cm	100	100	100	100	100	100
Average Bulb Life	hours	260000	260000	260000	260000	^60000	260000

Illumination/Lighting Spot Size: at 1m

WILLYS/series

LED Operation Lamp



		SK-LLD7070A	SK-LLD7050A	SK-LLD70A	SK-LLD50A	SK-LLY70A	SK-LLY50A
Diameter of lighthouse	mm	700/700	700/500	700	500	700	500
Illumination	Lux	180000/180000	180000/160000	180000	160000	180000	160000
Color Temperature	Kelvin	3700-5000	3700-5000	3700-5000	3700-5000	3700-5000	3700-5000
Color Rendering index(CRI)	Ra	85-95	85-95	85-95	85-95	85-95	85-95
Temperature rise(Surgeon head)	°C	Si	si	si	si	si	si
Temperature rise(Surgical field)	t)	si	<1	Si	si	s1	si
Effective Focusing Depth	cm	60-130	60-130	60-130	60-130	60-130	60-130
Lighting Spot Size	cm	16-28	16-28	16-28	16-28	16-28	16-28
L1+L2 depth of illumination	cm	130	130	130	130	130	130
Average Bulb Life	hours	280000	280000	280000	280000	280000	280000

Illumination/Lighting Spot Size: at 1m

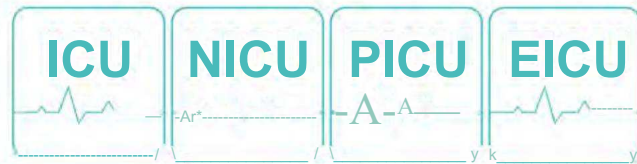
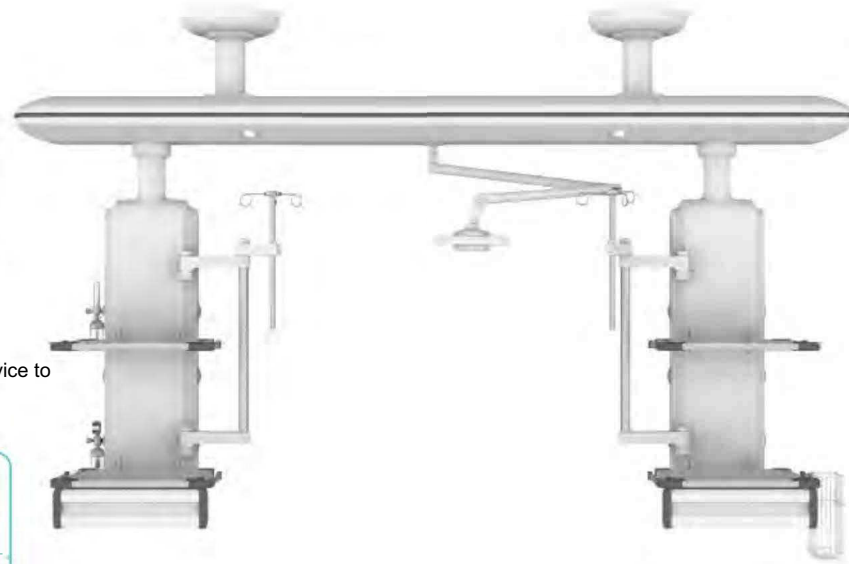
SK-PQ001

Medical Bridge Ceiling Pendant (separate wet and dry areas)

The ICU medical bridge ceiling pendant(separate wet and dry areas) is a medical rescue auxiliary equipment;

Features:


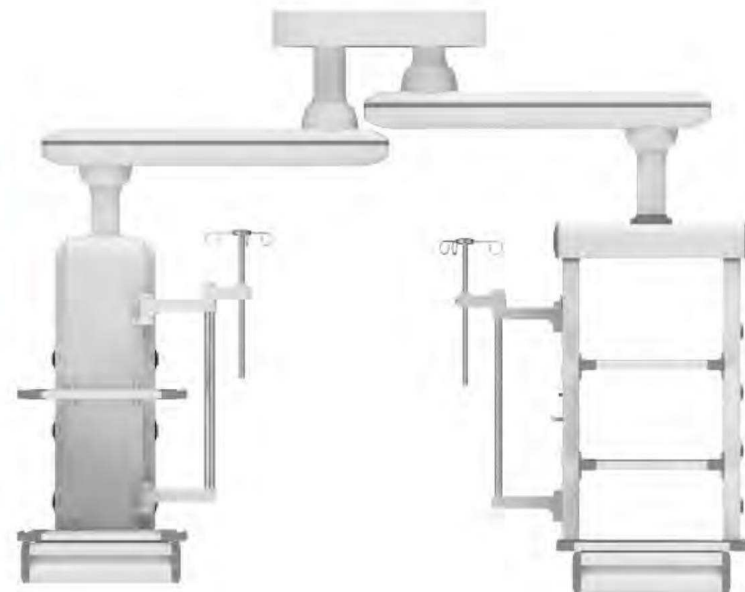
1. There are multi-layer instrument platforms in wet (gas) and dry (electric) areas;
2. The height of drawers can be adjusted;
3. With retractable IV pole, with four hooks;
4. The function columns and cabinets built in rotation limit device to prevent the drift;



SK-PQ004

Multi-arm Medical Ceiling Pendant

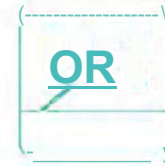
The multi-arm combined medical bridge ceiling pendant is suitable for compact ICU rooms, the combination of flexible arms and function columns can make full use of the space of the ICU rooms,



SK-PT001


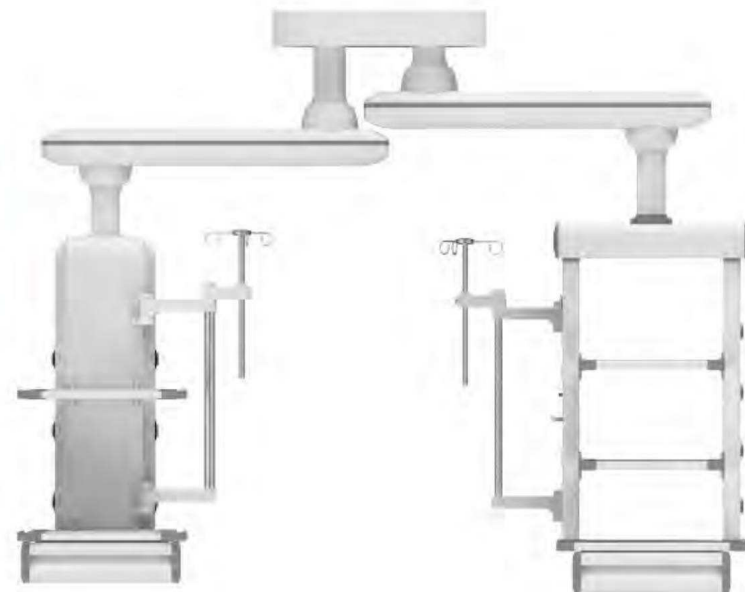
Single Arm Medical Bridge Ceiling Pendant

The single arm medical bridge ceiling pendant, meeting the daily load-bearing requirements and using strong material, made of imported antibacterial plastic powder, ensuring the cleanliness of the operating environment. Its rich accessories matching various systems, greatly extending the clinical practicability.



Multi-arm Medical Ceiling Pendant


The multi-arm combined medical bridge ceiling pendant is suitable for compact ICU rooms, the combination of flexible arms and function columns can make full use of the space of the ICU rooms,



SK-PT002

Single Arm Medical Endoscopic Bridge Ceiling Pendant

The single arm medical endoscopic bridge ceiling pendant is endoscopy surgery auxiliary equipment, meeting the daily load-bearing requirements and using strong material, made of imported antibacterial plastic powder, ensuring the cleanliness of the operating environment. Its rich accessories matching various systems, greatly extending the clinical practicability.




Mattress (OEM Size)

SKP001



Air Through Water Proof
Sectional Foam



PU Composite



TPU Fabric Composite



Canvas Composite




SKP011



High Density Foam
Memory Foam



PU Composite



SKP006

Air Mattress



Mattress

Arrangement	2.5" bubble pad	Dimension	2000 x 900 x70mm
Material	medical grade PVC	Weight	3kg

SKP013

Air Mattress



Mattress

Standard Size	80"x32"x5"	Bottom	tarpaulin /nylon PU
Top cover	Nylon PU /strength	Mattress weight	5.5-7kg
Air cells	Nylon / PVC/TPU	Weight Capacity	135-145kg

SKP012

Air Mattress



Mattress

Standard Size	80"x32-36"	Bottom	tarpaulin /nylon PU
Top cover	Nylon PU /strength	Mattress weight	55-6.5kg
Air cells	Nylon / PVC/TPU	Weight Capacity	135-145kg

SKP015

ICU Air Mattress



Mattress

Standard Size	80"x32"x8"	Bottom	tarpaulin /nylon PU
Top cover	Nylon PU /strength	Mattress weight	10kg
Air cells	Nylon / PVC/TPU	Weight Capacity	180kg



SKS009-2

Phenolic Resin Bedside Table

Technical Parameters

External Size	510x480x750mm
Dining Table Max. Height	950mm

Technical Configuration

<input checked="" type="checkbox"/> Top Guardrail	Stainless Steel
<input checked="" type="checkbox"/> Drawer	1pc
<input checked="" type="checkbox"/> Cabinet	1pc
<input checked="" type="checkbox"/> Casters	4pcs
<input checked="" type="checkbox"/> Side Pull-up Writing Board	1pc

SKS025

Phenolic Resin Bedside Table

475 x 475 x 800mm(L x W x H)



SKH046-11

Overbed Table

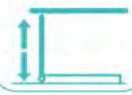
Technical Parameters

800x395x870-1170mm

Technical Configuration

- Air Spring for Height Adjustment
- Phenolic Resin Table Top

300mm
Height
Adjustment



SKS02-W

ABS Bedside Table

475 x 465 x 745mm(Lx W x H)



SKS03-W

ABS Bedside Table

480x460x950mm(Lx W x H)



SKS007-4

Steel Bedside Table

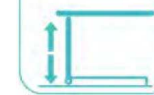
440x460x810mm(LxWxH)



SKH046-2

Overbed Table

290mm
Height
Adjustment



Technical Parameters

890x445x760-1050mm

Technical Configuration

- Air Spring for Height Adjustment
- ABS Table Top with Cup Socket



SKH046-14

Overbed Table

300mm
Height
Adjustment



Technical Parameters

890x400x890-1190mm

Technical Configuration

- Air Spring for Height Adjustment
- ABS Table Top with Cup Socket and Push Handle



SKS036

Bedside Table

440x440x790mm(LxWxH)



SKS008

ABS+Steel Bedside Table

500x510x705mm(LxWxH)



SKS013-1

ABS+Steel Bedside Table

575x500x750mm(LxWxH)



SKH042

Overbed Table

300mm
Height
Adjustment



Technical Parameters

800x410x810-1110mm

Technical Configuration

- Air Spring for Height Adjustment
- MDF Table Top



SKH046-1

Telescopic Dining Board

150mm
Telescopic



Technical Parameters

870-1016x350mm

Technical Configuration

- Hook



SKE001

Attendant Chair

Technical Parameters

Seat Size	680 x 720 x 940mm
Bed Size	680 x 1900 x 590mm



SKE001-5

Therapy Chair

Technical Parameters

Seat Size	780 x 650 x 450mm
Bed Size	2060*650* 450mm



SKE091

Blood Donation Chair

Technical Parameters

Seat Size	560x1030x 1200mm
Bed Size	560 x 1650x470mm



SKE941

Therapy Chair

Technical Parameters

Seat Size	540 x 460 x 560mm
Bed Size	1100x770x 1280mm



SKE001-10

Attendant Sofa

Technical Parameters

Seat Size	850 x 1000 x 850mm
Bed Size	600x 1880x430mm



SKE014-9

Attendant Sofa

Technical Parameters

Seat Size	1450* 1000* 850mm
Bed Size	1200x 1880x430mm



SKE942

Therapy Chair

Technical Parameters

Seat Size	530*500x520mm
Bed Size	1205x668x 1180mm



SKE943

Therapy Chair

Technical Parameters

Seat Size	480*510x 520mm
Bed Size	1400x 730x520mm



SKE-188A

Electric Chemotherapy Chair

0°- 70° Back Section Adjustment	0°-60° Leg Section Adjustment	520-680mm Height Adjustable
------------------------------------	----------------------------------	--------------------------------



Technical Parameters

External Length	2000mm
External Width	680mm
Bed Height Min.	520mm
Bed Height Max.	680mm

Technical Configuration

<input checked="" type="checkbox"/> Flexible Mattress	1 set	<input type="checkbox"/> Hand Controller	1 pc
<input type="checkbox"/> Flexible Pillow	1 pc		
<input checked="" type="checkbox"/> Headboard	1 pc		
<input type="checkbox"/> Aluminum Alloy Lifting Barrier	2 pcs		

SKE-135

Electric Two Function Dialysis Chair

-10°- 70° Back Section Adjustment	-70°-0° Leg Section Adjustment
--------------------------------------	-----------------------------------

Technical Parameters

1800* 550* 550mm

Technical Configuration

- Hand Controller
- Power Line
- 3" Silent Caster



SKE-132

Electric Two Function Dialysis Chair

0°- 70° Back Section Adjustment	-70°-0° Leg Section Adjustment
------------------------------------	-----------------------------------

Technical Parameters

1750*580*530mm

Technical Configuration

- Hand Controller
- Power Line
- 3" Silent Caster
- Small Dining Table



SKE-133

Electric Three Function Dialysis Chair

-8°- 70° Back Section Adjustment	-60°-0° Leg Section Adjustment	550-750mm Height Adjustable
-------------------------------------	-----------------------------------	--------------------------------

Technical Parameters

2000*580*(550-750)mm

Technical Configuration

- Hand Controller
- Power Line
- 3" Silent Caster
- With CPR
- Small Dining Table



SKE-134

Electric Three Function Dialysis Chair

-8°-70° Back Section Adjustment	-50°-0° Leg Section Adjustment	550-700mm Height Adjustable
------------------------------------	-----------------------------------	--------------------------------

Technical Parameters

1910*580*(550-700)mm

Technical Configuration

- Hand Controller
- Power Line
- 3" Silent Caster
- Small Dining Table





SKE909

Reclining Sofa

Technical Parameters

Seat Size	640×900mm
Bed Size	640×1950mm



SKE087

Reclining Chair

Technical Parameters

Seat Size	820x 850x 1070mm
Bed Size	820x 1600 x450mm



Teacup Mat



SKE090

Blood Donation Chair

Technical Parameters

Seat Size	910 * 480 x 960mm
-----------	-------------------

Technical Configuration

VI Arm	2pcs
IV Anti-slip Feet Cover	4pcs



Treat-waiting Chair



SKE011-1

Material: PU
1630 x 665 x 850mm(Lx W x H)



SKE011-2

Material: PU
1780 x 710 x 900mm(Lx W x H)



SKE011

Material: PU
1770x605x845mm(LxWxH)



SKE006-1

Material: PVC
1655 x 675 x 870mm(Lx Wx H)



SKE006-2

Material: PU
1800x 640x 840mm(Lx Wx H)

SKE180
Electric Wheelchair

Size: 1150 x 650 * 950mm



SKE030
Wheelchair

Powder Coated Steel Structure
Seat Dimension: 395x455mm
Size: 1030*650* 870mm



SKE718
Aluminium Alloy Wheelchair

Size: 1000 x 650 x 925mm



SKE697
Wheelchair (widened)

Size: 1100 * 720 * 930mm



SKE709
Children's Wheelchair

Size: 970 x 525 x 890mm



SKE031
Commode Chair

Height Adjustable, with Foot *edal
Aluminium Folding Frame. Plastic
Size: 880x530x900mm



SKE052
Office Chair

Powder Coated Steel Structure
Back and Seat Section with the Elastic Fabrics
Size: 480 x 470x780mm



SKE711
Office Chair

Mesh Chair Back, high-quality Mesh with Recycled
Sponge. Plastic Handrail
Size: 500x580x500-600mm



SKE802
Dental Chair

Chrome Plated Structure with Polyurethane Foam Seat
Size: 0350x450-560mm



SKE015-2
Nurse Stool

Chrome Plated Structure with PU Foam Seat Top
Size: <D340x490-680mm



SKE801
Nurse Stool

Stainless Steel Base w/4 PU Leather.
High Density Sponge Seat
Size <D350*490-630mm



SKE015-5
Nurse Stool

Chrome Plated Structure with PU Leather.
High Density Sponge Seat
Size: (D330x445-575mm



SKE013
Nurse Stool

Chrome Plated Structure with PU Foam Seat Top
Size: 0330x445-575mm



SKE015-4
Nurse Stool

Chrome Plated Structure with PU Leather.
High Density Sponge Seat
Size: 440*00*450-590mm



SKE013-10
Lab Chair

Chrome Plated Structure with Polyurethane Foam Seat
Size: 0350x435-575mm



SKE017-4
Stainless Steel Surgical Stool

201 Stainless Steel Structure with 430 Stainless
Steel Seat
Size: 0295x500-700mm



360° View

SKZ412
Office Table

Size: 1800x800*750mm



SKZ412-1
Side Cabinet

Size: 800*400* 650mm



SKZ413
Meeting Table

Size: <D800* 750mm



SKH091
Cabinet

Size: 900* 400* 1800mm



SKE702
Office Chair

Mesh Cloth with Nylon Base
Size: 630x630x890-990mm



SKE055-8
Office Chair

Mesh Chair Back, high-quality Mesh with
Recycled Sponge. Plastic Handrail
Size 580x635 x950mm



SKE020-1
Step Stool

Size: 490*405* 170/340mm



SKH049
Stainless Steel Screen

Size: 2000* 1870mm





SK-CL001 SK-CL501
Curtain Track



SKZ238
Office Table
Size: 1400x600-1040x750mm



SKZ252
Office Chair
Size: 650 x 640 x 965mm



SKH034
Trash Can



12L

SKH034-5
Kick Bucket
Size: (D400xH360x I4L)



14L

SKH041-3 I.V. Stand

Function

f Height Adjustment 1350-2250mm

Material

IV Pole Outer Tube: 4525x1000mm (Stainless Steel)

IV Pole Inner Tube: 016x 1200mm (Stainless Steel)



SKH041I11) I.V. Stand

Function

Height Adjustment: 1380-2240mm

Material

IV Pole Outer Tube
O25x 1000mm (Stainless Steel)

IV Pole Inner Tube
016x 1200mm (Stainless Steel)



SKH041(13) I.V. Stand

Function

Height Adjustment: 1420-1850mm

Material

IV Pole Outer Tube
<P32x800mm (Stainless Steel)

IV Pole Inner Tube
4525 x530mm (Stainless Steel)
45 16x430mm (Stainless Steel)



SKH041I17) I.V. Stand

Function

Height Adjustment: 1100-2100mm

Material

IV Pole Outer Tube
4525 x 900mm (Stainless Steel)

IV Pole Inner Tube
4519x I 100mm (Stainless Steel)



*3
13

SKB1A01

Foldable Stretcher
SKA-1 C

Material: Aluminium Alloy Pipe & Canvas Fabric



Technical Parameters

Full Size	2140×560×110mm
Folded Size	580×195×160mm
Net Weight	6kg
Load Bearing	159kg



4-fold

SKB1A04

Foldable Stretcher
SKA-1 D

Material: Aluminium Alloy & Canvas Fabric



Technical Parameters

Full Size	1850×500×220mm
Folded Size	920×500×70mm
Net Weight	7.5kg
Load Bearing	159kg



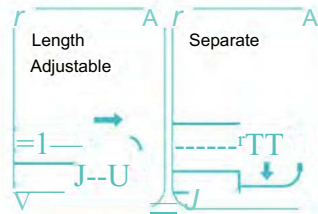
(B) 4-fold

(A) 2-fold

SKB2B01

Scoop Stretcher
SKX-B1

Material: Aluminium alloy



Technical Parameters

Full Size	2020×420* 70mm
Folded Size	1180 x 420 * 70mm
Net Weight	8.5kg
Load Bearing	159kg

SK-TB008

Field Cot
SKA-1 D

Material: Aluminium Alloy & Canvas Fabric



Technical Parameters

Full Size	1910×640×420mm
Folded Size	930×260×90mm
Net Weight	8.5kg
Load Bearing	159kg

SPINE BOARD



SKB2A10
SKB-1A
1380×330×50mm

SKB2A14
SKB-2A
1830×450×60mm

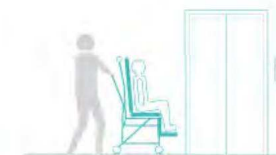
SKB2A11
SKB-2A
1830×450×45mm

SKB2A12
SKB-4A
1840×450×60mm

SKB2A13
SKB-3A
1860×410×60mm

SKB039IE)

Ambulance Stretcher Trolley
SKC-3F5



Technical Parameters

Full Size	1960 * 550 x 860mm	Net Weight	45kg
Lowest Size	1960 *550* 250mm	Load Bearing	159kg
Back-rest	75°		

SKB1C10

Electric Stair Stretcher
SKW-B2

Upstairs and
Downstairs

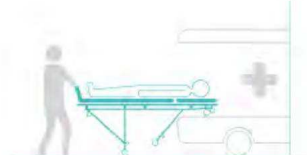


Technical Parameters

Full Size	1080x520* 1030mm
Folded Size	1080*521* 242mm

SKC-3B5

Ambulance Stretcher Trolley
SKC-3B5



Technical Parameters

Full Size	1900 * 550 * 900mm	Net Weight	40kg
Lowest Size	1900 *550* 250mm	Load Bearing	159kg
Back-rest	75°		

SKB039(G)

Stretcher Trolley

SKC-3B5



Technical Parameters

Length	2000mm
Width	560mm
Mm. Height	380mm
Max. Height	1000mm

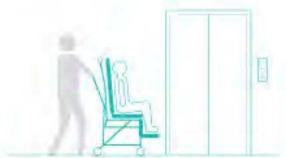
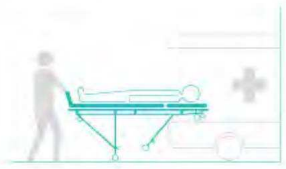
Technical Configuration

✓ Nylon Adjustable Guardrails	2pcs	✓ Stretcher Fastening Lock	1 pc
✓ Thickened Sponge Waterproof PVC Mattress	1 pc	✓ Oxygen Cylinder Holder	1 pc
✓ Safety Belt	2pcs	✓ Castors	6pcs
✓ Telescopic IV Pole	1 pc		

SKB0391F)

Stretcher Trolley

SKC-3F5



Technical Parameters

Length	2000mm
Width	570mm
Min. Height	260mm
Max. Height	825mm

Technical Configuration

✓ Nylon Adjustable Guardrails		✓ Stretcher Fastening Lock	1pc
✓ Thickened Sponge Waterproof PVC Mattress	1pc	✓ Castors	6pcs
✓ Safety Belt	2pcs		
✓ Telescopic IV Pole	1pc		

SKB037IA)

Stretcher Trolley

SKM-A

Size: 1960* 600*81 Omm



SKB037IB)

Patient Trolley

SKM-C

Size: 1960x520x770mm



70°

Back-rest



SKB037IC)

Patient Trolley

SKM-G

Size: 1.930 x 760 x620-900mm



75°

Back-rest



35°

Knee rest



280mm

Height Adjustment 620-900mm



SKB038-2

Patient Trolley

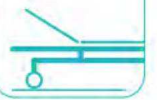
SKM-E

Size: 1900x700x620-900mm



65°

Back-rest



280mm

Height Adjustment 620-900mm



SKB038-4

Patient Trolley

SKM-E

Size: 1900x700x620-900mm



65°

Back rest



280mm

Height Adjustment 620-900mm



SKB041-3S

Hydraulic Patient Trolley

SKM-E

Size: 2 150x790x635-895mm



60°

Back rest



260mm

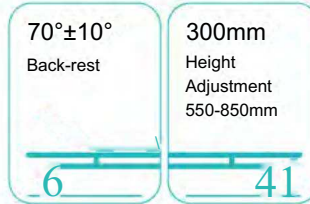
Height Adjustment 635-895mm



SKB041-1

Patient Transportation Trolley

SKM-F



Technical Parameters

Length	1900mm
Width	640mm
Mm. Height	550mm
Max. Height	850mm

Technical Configuration

V Crank System	1 set	V Directional Wheel	1pc	V Central Locking Break Pedal	2pcs
V Back Rest Gas Spring	1pc	V IV Pole Previsions	2pcs	rV Transfer Mattress	1pc
V ABS Side Rail	1 set	V IV Pole	1 set	V Directional Pedal	2pcs
V 6" Castors with Central Locking	4pcs	V Oxygen Cylinder Holder	1pc		

SKB041-2

Patient Transportation Trolley

SKM-F



Technical Parameters

Length	1910mm
Width	640mm
Min. Height	650mm
Max. Height	960mm

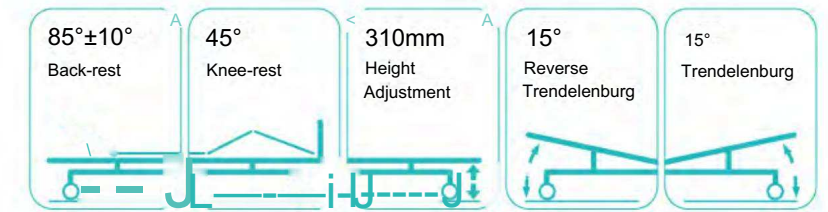
Technical Configuration

V Hydraulic Pump	2pcs	® Directional wheel	1pc	V Directional Pedal	2pcs
V Back Rest Gas Spring	1pc	lVl IV Pole Previsions	2 pcs	Vl Transfer Mattress	1 pc
V ABS Side Rail	1 set	Bi IV Pole	1 set		
V 8" Castors, Central Locking	4pcs	V Central Locking Break Pedal	2sets		

SKB041-3

Patient Transportation Trolley

SKM-G



Technical Parameters

Length	2120mm
Width	840mm
Height (X-ray Backrest)	550-860mm
Height (X-ray Platform)	600-910mm

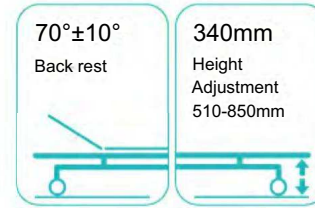
Technical Parameters

IS) USA Hydraulic Pump	2pcs	VI Directional Wheel	1pc	V. 074mm Wall Bumper Wheel	4pcs
V Crank System	1set	V Folding Side Rail	1 set	V Central Locking Break Pedal	2sets
V Back Rest Gas Spring	2pcs	V IV Pole	1 set	V Directional Wheel Release Pedal	2pcs
V 8" Castors, Central Locking	4pcs	V IV Pole Previsions	4 pcs	V X-ray Translucent Bed Platform	1set
V Emergency Push Handle	1set	V. Mattress	1pc		

SKB041-6

Patient Transportation Trolley

SKM-F



Technical Parameters

Length	1930mm
Width	660mm
Min. Height	510mm
Max. Height	850mm

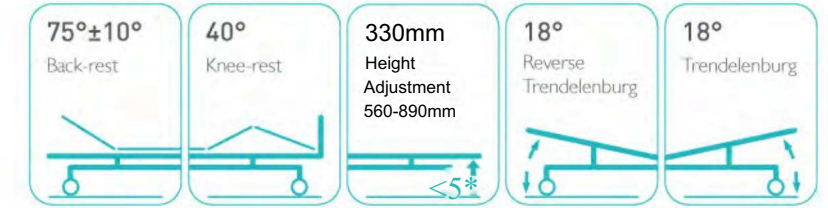
Technical Parameters

<input type="checkbox"/> V Crank System	1 set	<input type="checkbox"/> LV Directional Wheel	1 pc	<input type="checkbox"/> V Oxygen Cylinder Holder	1 pc
<input type="checkbox"/> V Back Rest Air Spring	1 pc	<input type="checkbox"/> V Directional Pedal	2pcs	<input type="checkbox"/> IV Central Locking Break Pedal	4pcs
<input type="checkbox"/> V Plastic Side Rail	1 set	<input type="checkbox"/> V IV Pole Previsions	2pcs	<input type="checkbox"/> IVI Transfer Mattress	1 pc
<input type="checkbox"/> V 6" Castors, Central Locking	4pcs	<input checked="" type="checkbox"/> IV Pole	1 set	<input type="checkbox"/> V Safe Lock for Side Rail	2pcs

SKB041-10

Patient Transportation Trolley

SKM-G



Technical Parameters

Length	2150mm
Width	830mm
Min. Height	560mm
Max. Height	890mm

Technical Parameters

<input type="checkbox"/> V Crank System	1 set	<input type="checkbox"/> IV Directional Wheel	1pc	<input type="checkbox"/> LV Central Locking Break Pedal	al 4pcs
<input type="checkbox"/> IV Back Rest Air Spring	1pc	<input type="checkbox"/> IV Directional Pedal	2pcs	<input type="checkbox"/> 5ft Transfer Mattress	1pc
<input type="checkbox"/> IV Plastic Side Rail	1 set	<input type="checkbox"/> IV IV Pole Previsions	2pcs	<input type="checkbox"/> IV Safe Lock for Side Rail	2pcs
<input type="checkbox"/> IV 6" Castors, Central Locking	4pcs	<input type="checkbox"/> rV IV Pole	1set	<input type="checkbox"/> IV Emergency Push Handle	1set
<input type="checkbox"/> V USA Hydraulic Pump	2pcs	<input type="checkbox"/> LV Back Rest Gas Spring	1pc	<input type="checkbox"/> Device platform	1pc
<input type="checkbox"/> IVI Wall Bumper Wheel	4pcs	<input type="checkbox"/> V Oxygen Cylinder Holder	1pc		

SKR-ABOO

New All-in-One Computer Cart
Size: 490x 460x 780-1030mm



SKR-A01

Simple All-in-one Computer Cart
Size: 650x 490x 1260mm



SKR-BOO

Simple All-in-one Computer Cart
Size: 533x455x750-1 150mm



SKR-IBOO

Simple Laptop Cart
Size: 533x455x750-1 150mm



SKR-R10

ECG Machine Cart
Size: 350*300x780mm



SKR-J21

Endoscopic System Equipment Cart
Size: 665 * 630 x 1650mm



SKR-R06

Monitor Cart
Size: 51 Ox 1000mm



SKR-R05

Tablet Cart
Size: 51 Ox 830mm



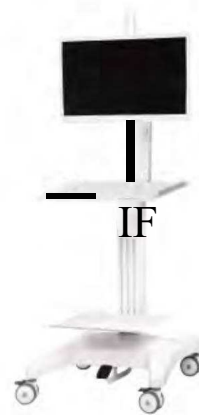
SKR-R03

laptop Cart
Size: 530x520x850mm



SKR-R04

Ward Rounds Cart
Size: 540 x 600 x 1490mm



SKR-R02

Mobile Multi-function Information Search Cart
Size: 620x540x 1460mm



SKR-R01

Information Nursing Cart
Size: 520x620x 1315mm



SKR054-ET77A

Emergency Trolley
Size: 750 x 475 x950mm



Technical Configuration

V Defibrillator shelf	1 pc	V IV pole	1 PC	V Central Lock	1 set
V Sliding Side Shelf	1 PC	V CPR Board	1 PC	V File Box	1PC
V Sharp Container	1 pc	V Oxygen Bottle Holder	1 PC		
V Dust Baskets	2pc	V Power Outlet	1 PC		



SK-ET750
Emergency Trolley
Size: 750x530* 1050mm

Technical Configuration

√ Defibrillator shelf	1pc
√ Sliding Side Shelf	1pc
iVI Dust Baskets	1pc
! V IV pole	2pc
iVI Castor	4pcs
iVI Trash Can	2pcs
Bfi Central Lock	1pc
✓ External Connectors	1 set



Registered Model: SKM-B

SKR058-ET
Emergency Trolley
Size: 790 * 610 * 1000mm



Technical Configuration

® Defibrillator shelf	1pc	iVI IV pole	1pc	S?I Sealed Handle	1PC
: V Sliding Side Shelf	1pc	L V Castor	4pcs		
IVI Writing Board	1pc	IV Oxygen Bottle Holder	1pc		
IV CPR Board	1pc	IV! Trash Can	1pc		

SKR058-MT
Anesthesia Trolley
Size: 820* 640* 1080mm



SKR058-NT
Nursing Trolley
Size: 680*640* 1150mm



Registered Model: SKM-B

SK-ET75077A

Emergency Trolley
Size: 750*475*930mm



SK-AT75077A2

Anesthesia Trolley
Size: 750*475*930mm



SK-CT75077C2

Treatment Trolley
Size: 750* 475 * 920mm



SKR-ET850

Emergency Trolley
Size: 850 * 520 * 990mm



SKR-ET625

Emergency Trolley
Size: 625 * 475 * 930mm



SKR-AT625-1

Anesthesia Trolley
Size: 625 * 475 * 930mm



SKR-MT625

Medicine Trolley
Size: 625 * 475 * 930mm



SKR-CT625-1

Clinical Trolley
Size: 625x 475 x920mm



SKR-CT600

Clinical Trolley
Size: 1100*470* 1000mm



SKR-MT600

Clinical Trolley
Size: 1100*470* 1100mm



SKR-CT232

Clinical Trolley
Size: 780*475* 1000mm



SKR-CT601

Clinical Trolley
Size: 1100x470x| 150mm



SKR021-5

Case History Trolley
Size: 750*410*895mm



SKH040

Laundry Trolley
Size: 800 * 600 x 840mm



SKH040-1G

Laundry Trolley
Size: 800* 600* 865mm



SKH027

Laundry Trolley
Size: 900 * 4 50 * 1050mm



Registered Model: 5KM-B

SKH006C

Instrument Trolley
(Disassembly structure)
Size: 670*450*900mm



SKH001

Treatment Trolley
Size: 670* 450* 900mm



SKH00A

Instrument Trolley
Size: 670*450x900mm



SKH006-5

Treatment Trolley
Size 460*460x860mm



SKH005

Fan-shaped Instrument Trolley
Size: L: 1550x460*900mm



SKH012

Insulated Food Cart
Heat store type
Size: 1030*550x980mm



SKH013

Stainless Steel Trolley
for Medical Record Holder (40 shelves)
Size: 630*430x900mm



SKH070

Work Table
Size 1200 x600 x800mm



SKH036

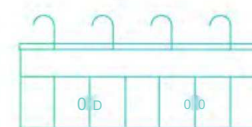
Stainless Steel Washing Sink
Size: 1200(W)x 600(D)x 1100(H)mm



Size: 600(W)x 600(D)
x 1100(H)mm



Size: 1800(W)x 600(D)
x 1100(H)mm



Size: 2400(W)x 600(D)
x 1100(H)mm



SKH105

Wet Linen Trolley
Size: 815*610x750mm



SKH0A8

Oxygen Bottle Trolley
Size: 1435*360* 1040mm



Registered Model: SKM-B

Medical Trolley

SKN001

Stainless Steel Tank
\$ 170mm <l> 200mm Φ 230mm
Φ 260mm <l> 300mm



SKN002

Stainless Steel Cream Gauze Can
\$80* 80mm \$90*90mm
\$ 100* 100mm \$ 120* 120mm
\$ 141 * 126mm \$ 160* 154mm



SKN011

Stainless Steel Sterilization Tray
Without holes: With holes:
150* 100*42mm 150* 100*42mm
200* 110*45mm 200* 110*45mm
250* 160*48mm 250* 160*48mm
300* 200* 50mm 300 *200* 50mm



SKN012

Stainless Steel Tray
300*200*48mm 350*250*48mm
400*300*48mm 450*300*48mm



SKN021

Stainless Steel Needle Sterilizer
Size:77holes 105holes



SKN022

Stainless Steel Medicine-change Bowl
\$ 180mm \$ 200mm \$ 220mm
\$ 240mm \$ 260mm



SKN031

Stainless Steel Kidney Dish
Shallow: Deep:
L204* 130mm L243*125mm
M190*116mm M203*102mm
S178* 104mm S165*80mm



SKN032

Stainless Steel Sterilized Bottle/
Medicine Cup
Sterilized bottles:
050x103mm 050*93mm 050*83mm 050*53mm



SKN041

Stainless Steel Soak Forceps Bucket/
Measuring Cup/Enema Bucket
Measuring cup: Enema bucket
ILO 100* 150mm ILO100* 150mm
2LO 130* 190mm 2LO130* 190mm



SKN042

Stainless Steel Forceps Bucket
Inverted cone
080* 198mm
064* 158mm
045* 113mm



SKH098-4

Locker
Size: 900*500* 1800mm



SKH090L

Cabinet
Size: 900* 400* 1800mm



SKH092

Cabinet
Size: 900*400* 1800mm



SKH093

Cabinet
Size: 900*400* 1800mm



SKH300S

ABS Removable Locker
Size: 776*508* 1940mm
Door: 388 *508*930mm



SKH900XL

ABS Removable Locker
Size: 1 164*508* 1940mm
Door: 388 *508* 930mm



SKH600L

ABS Removable Locker
Size: 1 164*508*1940mm
Door: 388*508*620mm



SKH450M

ABS Removable Locker
Size: 1 164*508* 1940mm
Door: 388 *508*465mm



SKH059

Single-sided
Medicine Shelf
Size: 800*460* 2000mm



SKH060

Rotary
Medicine Shelf
Size: 920* 1780mm



SKH061

Adjustable Component
Medicine Shelf
Size: 1025 *500* 2000mm



SKH062

Two-sided Adjustable
Medicine Tray
Size: 800* 860* 2000mm



SKH059-1
Size: 800*860* 2000mm



PRIME
CARE USA

Julius Floria

Tel: 714-925-2480